

DIY

with Chlorine Dioxide

A Health-Guide for Making & Using ClO₂ in the Home



Not a Cure
for a Disease



A Solution
to them All

Brian Stone

MBA, Ph D, Student of Health

Edition 1.5 - October 2020

The First 2020 Edition of this book is written to be free to all without cost. I plan on adding to it and making revisions as needed. I may also produce a more professional version of this book with formal referencing. However, that is not my ultimate goal. I have enough for my needs but am open to any help to further the cause helping people with their health.

Let God Prevail

I encourage all others to become “Students of Health” and to learn the truth about what Chlorine Dioxide (Commonly known with the nickname “MMS”) is and what it can do. The paradigm shift of healing continues. It is not complicated when you understand how it works and how to use it. Yet this information has been kept from us long enough by those that fear the truth.

Every other published book that teaches about Chlorine Dioxide for health has been banned from amazon.com. They can be purchased at other websites or, in some cases, be found for free. Here is my recommended list:

Jim Humble Books

The Master Mineral Solution of the Third Millennium
Breakthrough, The Miracle Mineral Supplement of the 21st Century
MMS Health Recovery Guidebook

Mark Grenon Books

Imagine a World Without Dis-Ease Books 1, 2 & 3

Andreas Kalcker Book

Forbidden Medicine

Kerri Rivera Books

Healing the Symptoms Known as Autism

The author can be reached at:

millennialmms@gmail.com & millennialmms@protonmail.com

Please direct any comments, questions or suggestions to either of these emails.

[Brighteon.com Video Channel:](https://www.brighteon.com/channels/bhstone7/playlists?page=1)

<https://www.brighteon.com/channels/bhstone7/playlists?page=1>

DIY with Chlorine Dioxide

A Guide for Using Chlorine Dioxide in the Home

By Brian Stone - MBA, Ph D, Student of Health

Medical Disclaimer	5
Introduction	6
About the Author	8
Prologue	10
Chapter 1: Chlorine Dioxide gets shoved into the Spotlight	12
Chapter 2: The Basics, History & Vocabulary	18
What it is called and where it is sold	18
Let's get Molecular: ClO ₂ Working in the Body using Electron Oxidation	20
Brief History - ClO ₂ Discovery, to 1996, to today	24
Chlorine Dioxide and the Food and Drug Administration (FDA):	27
How to activate a single drop of ClO ₂	29
Chapter 3: Purifying Water	30
Larger Water Tanks	31
Chapter 4: As a medicine? Where to start	32
Chapter 5: The Most Common Regiments of Using it	36
1st - Startup Procedure (Startup Protocol)	38
Understanding the 3 H's	42
Let your gut be your Compass	42
The 3 Golden Rules While Taking Chlorine Dioxide	43
#2 - Protocol 1000 - The basic detox and procedure for so many illnesses	44
Things to Avoid while Chlorine Dioxide is in your body	46
What Can the Protocol 1000 Treat?	47
Protocol 1000 with Children	48
DMSO: The "Plus" in the Protocol 1000+	48
#3 - Protocol 1000+: The DMSO Boost	51
#4 - The Maintenance Schedule	51
Chapter 6: Yuck! What to do about that bitter taste.	54
Chapter 7: Protocols for those heftier and nastier diseases?	57
Chlorine Dioxide (MMS 1) = ClO ₂ (2 Oxygen atoms with 1 Chlorine atom)	57
Hypochlorous Acid (MMS 2) = HClO ₂ (1 Sodium atom, 2 Oxygen atoms, 1 Hydrogen atom)	57
Protocol 2000	61

[Brighteon.com Video Channel:](https://www.brighteon.com/channels/bhstone7/playlists?page=1)

<https://www.brighteon.com/channels/bhstone7/playlists?page=1>

What Can the Protocol 2000 Treat?	62
Protocol 3000	65
What Can the Protocol 3000 Treat?	65
Applying Chlorine Dioxide + DMSO to the skin.	66
DMSO and Skin wear	66
Skin Treatment Schedule.	67
Protocol 4000	67
Chapter 8: Making your own Chlorine Dioxide	69
Bare Minimum to make about 32 Ounces of Chlorine Dioxide A & B Mix	69
Mixing Sodium Chlorite 80% down to 22.4%	70
Storing Sodium Chlorite 22.4% liquid	70
Mixing Hydrochloric Acid down to 4% (or 5% is fine too)	71
Quick Mixing 1-ounce bottles of A and B mix	72
Chapter 9: Simple “Hacks” with Chlorine Dioxide	73
6 and 6 mix	73
Day-use drinking bottle for Protocol 1000, 2000 or 3000.	73
Mini-Bottle Mix	73
Spray Bottle mix: For Skin and Household Disinfection	74
Bath Mix	74
Conquering “THE VIRUS” Mix	74
The Car Bomb (For odors)	74
Chlorine Dioxide with Pets and Animals	75
Chapter 10: Answering a Few Final Question about Chlorine Dioxide	76
How much Chlorine Dioxide would an average person use in a year?	76
How long can I store Activated Chlorine Dioxide?	76
How do I know if my Chlorine Dioxide is at the correct potency?	76
If I wanted Chlorine Dioxide for an emergency-storage kit, what would I need?	77
Is setting up a home-lab hard? What do I need?	77
What are some of the more common sicknesses with kids that Chlorine Dioxide can treat and how do you treat them?	77
Chapter 11: Chlorine Dioxide Links & Testimonials	78
Index	80

Medical Disclaimer

This book is intended to be used as an educational guide and not a prescription of medicine or lifestyle. These teachings are my own opinion, research and experience and should not be taken as professional medical advice. Chlorine dioxide does not cure any disease or sickness. It is simply a chemical compound of 2 different atoms (Oxygen and Chlorine) that help the body remove pathogens and other toxins by oxidation so that the body can heal faster by itself. I am not a Medical doctor nor a chemist, nor a biologist, physicist nor any other type of professional “ist”. I am simply a common Student of Health in the Information Age who has found that this chemical compound does help the body to recover from diseases with minimal discomfort when taken in correct small doses. It is not just a “wide-spectrum” medicine, it is more of a “full-spectrum” medicine against disease. I encourage all to take the time and make the effort to study things out in their mind and make educated decisions in how they manage their own health and the health of their loved ones. This ain't no “snake oil”.

[Brighteon.com Video Channel:](https://www.brighteon.com/channels/bhstone7/playlists?page=1)

<https://www.brighteon.com/channels/bhstone7/playlists?page=1>

Introduction

This book is written to be a “condensed-version” reference to Chlorine Dioxide as a home-remedy medical treatment. There are several longer books on Chlorine Dioxide (also known as “MMS”) and how to use it for health purposes. However, I have not found a short and simple “how-to” version as of yet. The text in this book is linked up with demonstration and educational [how-to videos](#) that I have personally made for the reader’s education and use. The videos are low-budget and free to the public. I have tried to write the book to be simple enough that an average person could understand it. (I’ve never taken a chemistry class but I learned as I went along with this work). I’m sorry if I sometimes slip into academic mode and am hard to understand. I specifically envision an average mom, dad or adult who is trying to learn about this so that they can better take care of themselves and their family. This would have helped me greatly as I raised my 7 children. I am not against traditional doctors or western medicine. I am still not a full fledged “anti-vaxxer” either. However, I do promote a more well-rounded and balanced use of maintaining our health beyond just Medical doctors, Pharmaceutical medicine and Surgery. In a more ideal world, the Medical doctor should stand arm in arm with the Chiropractor, the Physical Therapist, the Herbalist, the Naturopathic Doctor, the Energy Work Practitioner and others to administer what is best for our health. Currently, our U.S. government and Insurance companies do not have this balance with Healthcare.

Chlorine Dioxide is the best-known pathogen killer and disinfectant in the world and can be taken into the body in small, diluted doses. The medical and scientific industry acknowledges this truth, but the power-leaders in the world (i.e. pharmaceutical companies, investment bankers, governments) have had a stronghold on the information being kept from the public. I don’t consider myself a “Conspiracy Theorist” but I have learned that there is a reason why many people have heard either nothing or only negative things about Chlorine Dioxide. I have found that negative statements about it are either exaggerated misinformation or straight out false accusations. As a part of this suppression, these powerful groups use their influence to scare the public into thinking that Chlorine Dioxide is some kind of toxic poison. A hidden truth is that it is simply more profitable to give people treatments for their symptoms of diseases rather than solutions. For this reason, learning about and using Chlorine DioxideCh has been most successful at the “grass-roots” level in the homes and personal lives of its users. It is so inexpensive to make this product that the cost is almost negligible. It comes to be between 1/100 - 1/1000th the cost of traditional “allopathic” medicine. If a person or family invests the initial \$50-200 for supplies, basic tools and learning how it works, It is possible to reduce household medical costs down to 1/100 - 1/1000th of what they were paying before. This is not to say that the medical industry is unnecessary. However, it is to say that the practice of healthcare has been grossly inflated by corporate and governmental greed.

With all of the above said, the final truth that I want to share is that CHLORINE DIOXIDE ACTUALLY WORKS! However, this truth needs to be realized by one person at a time who is willing to learn about it and try it out for themselves. I have learned from personal experience that the science behind it is easier to learn and digest than the changing of people’s paradigms in

[Brighteon.com Video Channel:](#)

<https://www.brighteon.com/channels/bhstone7/playlists?page=1>

DIY with ClO₂

A Health-Guide for Making & Using Chlorine Dioxide in the Home

By Brian Stone, MBA, Ph D.

medicine and health. One big question that everyone needs to ask themselves while reading this is this. “Is the remedy to my health problems a big hairy complex ball of medications, doctor visits, medical tests, side effects and surgery? Or is the solution much simpler?” I believe that I have found my answer and my goal is to share this with as many others as will take the time to learn and prove it for themselves.

[Brighteon.com Video Channel:](https://www.brighteon.com/channels/bhstone7/playlists?page=1)

<https://www.brighteon.com/channels/bhstone7/playlists?page=1>

About the Author

Brian Stone is a husband and father of 7 kids. He considers himself a religious Christian who is a member of the Church of Jesus Christ of Latter Day Saints. He has an undergraduate degree in Management from Brigham Young University, a master's degree in Business Management from the University of Utah. He also has a Ph D in Construction and Facilities Management from Arizona State University. He understands that sometimes education + pride makes you "stupider" so he tries to not throw around his credentials too much. He has worked for over a decade as a general contractor in construction and now teaches at the university level.

He is an overall homebody and slacker who married the right woman to help him keep in line. As he has gotten older, he has taken up studies in personal health so that he can understand how to better care for his ageing body. From the time that he first learned about what Chlorine Dioxide is and does, he felt a strong need to take this torch of truth and run with it so that others can see what it is and does. By the second day of taking this, he was convinced that he had found something that he might take for the rest of his life. He thinks that his family is annoyed with his babblings about Chlorine Dioxide and a few other homeopathic medicines that he uses. He doesn't care though. He is just thankful that he no longer suffers from brain fog, hemorrhoids, sinus infections, headaches, flu's, prostate issues, age-related anxiety, joint aches, weighing over 300 lbs, and ED. His pre-diabetic mom is also just about to be taken off of blood-sugar medication due to taking Chlorine Dioxide for several months. She still calls him a "quack," but continues to take her maintenance dosages. He hopes that she will give him the money that she would have been spending on her diabetes meds as payment. He will continue to treat her for free, even if she doesn't.

He is known for the quote, *"Do you think I would be making 100+ video channels and writing a free ebook in 4 weeks if I still had my freaking brain-fog right now? This stuff is legit man!"* He also enjoys learning about the conspiracy behind the "powers that be" who suppress this kind of information. He finds that learning and teaching about Chlorine Dioxide is more fun than playing video games or watching Netflix. His website for Chlorine Dioxide is millennialmms.com and his brighteon.com video channel is at <https://www.brighteon.com/channels/bhstone7/playlists?page=1> He is also at bitchute.com and brandnewtube.com. Additionally, he is a part of social media groups with [mewe](#) and [telegram](#). His [webpage](#) and [email](#) use the term "MMS" as a tribute to the nickname that was given by the pioneers who discovered and refined how to optimally make your own Chlorine Dioxide. He has tried posting YouTube videos of medical doctors talking about these topics but the videos were banned and he was given warnings about doing that anymore. He also believes that Chlorine Dioxide will come in handy if we ever find that our stores are low on toilet paper, food and medicine. (Don't use Chlorine Dioxide as toilet paper or food though). He lives in Illinois and enjoys dating his wife, being with family, reading, cycling and eating tasty food.

This book is Dedicated to Jesus Christ, the Master Healer. This is just one slice of the healing that He offers. Also, to my Family and the Pioneers who bring light and understanding

[Brighteon.com Video Channel:](https://www.brighteon.com/channels/bhstone7/playlists?page=1)

<https://www.brighteon.com/channels/bhstone7/playlists?page=1>

DIY with ClO₂

A Health-Guide for Making & Using Chlorine Dioxide in the Home

By Brian Stone, MBA, Ph D.

about using Chlorine Dioxide as a health medicine. Jim Humble, Mark Grenon and his family, Kerri Rivera, and Andreas Kalcker. They have endured ridicule and defamation for their claims and their work. Yet, they know that it saves lives and improves the quality of life for mere pennies. I also dedicate this book to the average mother, father, uninsured person, and chronically sick people who are trying to manage their physical health on a tight budget. I am here to point you in a direction so that you can “prove all things (and) hold fast to that which is good” (Thessalonians 5:21).

[Brighteon.com Video Channel:](https://www.brighteon.com/channels/bhstone7/playlists?page=1)

<https://www.brighteon.com/channels/bhstone7/playlists?page=1>

Prologue

Life before my Chlorine Dioxide discovery

I consider myself a generally healthy and happy person other than being overweight. However, for the purpose of this book, I want to outline some of my health challenges. About 20 years ago I started having regular problems with strep throat. This led to a doctor-referred tonsillectomy, which helped for a few years. Then, one day I woke up with a sinus infection, ringing in my ears and overall “brain fog”. These three issues became my constant and regular reminder over the next decade that something was wrong in my head area. Several trips to the doctor to take stronger and stronger antibiotics led to endoscopic surgery on my right-side sinus area. Like the tonsillectomy, this next surgery helped for a few years. But then the infections returned on a regular basis. One day while visiting the clinic for another sinus infection, an intuitive doctor of mine decided to have me get a CT-scan of my head to see if there was anything else going on there to cause the recurring infections. The results were that there was no cancer or tumors. However, she did find that my forehead sinus had pushed inwardly so much on my skull over the years, that it slowly blew a hole through the bone inwardly. This time, brain surgery was required to remove the sinus and repair the skull. (It’s a good thing I had decent insurance by then because the bill-statement for that procedure was around \$100k). I thought, “Finally, we found and fixed the problem!”.

Things were good for a year or so, other than my Frankenstein scar on my head. Then, the drainage started again on the right side again. This time, it was coming from the lower sinus area and not the now-gone forehead sinus. Over a hundred thousand dollars working with specialists, medical procedures and medication and the problem was still there. What was worse was that I realized that these wonderful professionals really had no idea what was wrong with me. They couldn’t answer the simple question of “Why do I keep getting infections in the areas of my head?” All of that training and specialized procedures and they didn’t have a solution that worked. They were practicing what they were taught in medical school and I received treatment as long as I was able and willing to pay for the medications and surgery. (I still love those people. The ones that I have worked with have good hearts and are very intelligent people).

A year or two later, after a very exhausting week of tending to one of my kids who was recovering from surgery, I had a seizure in my sleep. I think that I choked on my c-pap machine but I don’t know. Because of my brain-issue history, I was kept in the hospital and put on anti seizure medicine. The following 2.5 years on anti-seizure meds brought a whole new level of intermittently feeling like crap. It affected my work, my family relationships and my outlook on life. When I finally read the excerpt from my medication (oxcarbazepine) very carefully, I saw that [it stated in three different parts that I could experience feelings related suicide](#). I pleaded with my specialist to get me off of these meds. He told me that I would probably need to take anti-seizure meds for the rest of my life. I knew that my medical problems were really not too serious. It wasn’t like cancer or leprosy. But I remember thinking “what kind of life is it when I feel like garbage and have a medically induced ‘brain fog’ now?” This period of my life gave me a

[Brighteon.com Video Channel:](#)

<https://www.brighteon.com/channels/bhstone7/playlists?page=1>

small taste of what people with depression, anxiety and overall medication-malaise experience. I was on 1 medication and I know others that are on 5-20 a day. Two questions that I kept wondering were “How do old people get that far in life without just giving up? I’m only in my 40’s and I feel like I’m fading away towards death.” Secondly, I wondered “How do people on regular medications even function in life?” These side effects seem worse than actually being sick.

That was what life was like up until May of 2020, when I drank my first 1-drop mix of MMS. Five months later, I don’t have brain fog, I am off my medication and I’ve just finished writing a book on what caused the drastic change in my life. I feel that my story can be anyone’s story as they learn the truth about what this can do.

[Brighteon.com Video Channel:](https://www.brighteon.com/channels/bhstone7/playlists?page=1)

<https://www.brighteon.com/channels/bhstone7/playlists?page=1>

Chapter 1: Chlorine Dioxide gets shoved into the Spotlight

On my computer desk at home I have two monitor screens connected to my PC while writing this. The left side screen has several news outlet websites open from sites from Fox news, CNN, MSNBC, USA today, YouTube and the like. Every day, there are the same kinds of front-page topics like “Confirmed Cases”, “virus-related Deaths”, The “New Normal” and the race to have a Vaccine ready. On right right-side screen, I have several browser tabs opened with information about a group of over 4,000 doctors congregating online weekly to share and discuss topics such as “[Coronavirus Defeated](#)”, “[Medical Experiences](#) with Chlorine Dioxide Solution”, “[Human Rights](#)” and hundreds of testimonials from average people around the world who have recovered from various diseases that I understood to be incurable.

Chlorine Dioxide? A Chemical Compound doing all of this?

I think to myself, “Why don’t these doctors, media outlet groups and the U.S. government get together and talk things out? It seems like the doctors and others with testimonials have something really useful here.” As I have searched more about this Chlorine Dioxide treatment I was surprised to see that **there are a lot of warnings about it** from our media, government and many medical professionals. They say that this substance is a “toxic bleach”, a “fake” cure and “snake oil” and that those that promote it are “selling hope” to the sick. They also say to throw it away and never take it internally. Yet, I search further and find that there are even more people from all over the world who use it and say that it has helped them to overcome so many kinds of diseases. I also learned that Chlorine Dioxide has been used since 1996, when it was discovered, to help people recover from diseases. I ask a question to myself:

What in the world is going on here?

I believe that what is happening in the world right now with medicine is an ongoing massive “**Paradigm Shift**” from the way that we have practiced medicine to a newer simpler and more effective way.

Paradigm Shift

A radical change in thinking from an accepted point of view to a new one, necessitated when new scientific discoveries produce anomalies in the current paradigm.

<https://www.wordnik.com/words/radical>

[Brighteon.com Video Channel:](https://www.brighteon.com/channels/bhstone7/playlists?page=1)

<https://www.brighteon.com/channels/bhstone7/playlists?page=1>

Over the past two decades, this radical shift has been spreading at the grassroots level across the world. It is a shift from organized, expensive, complex medicine to a simpler, cheaper, more powerful medicine that can be made and used in the home. However, this year, the “Paradigm Shift” has turned into a “Paradigm Shove” as hospitals, pharmaceutical groups and governments have been forced to acknowledge and accept what is working during the coronavirus pandemic. You cannot deny a [100% recovery rate from hospitals and doctors](#) and whole cities being mortality-free from the pandemic. But you don’t hear about this at all in the mainstream news outlets. This change to a new medicine is a difficult one to make. Old habits, systems and business practices don’t die easy. In fact, those in power positions go into fight mode as they feel threatened by this change. It is more than “fight or flight” though. It is “fight or die”. They are scrambling to keep things in the status quo but it is not staying that way. And what is the status quo? It is small, incremental improvements in medicine and healthcare practices to treat the sick. It is also having a few authorities over medical practices that will allow or disavow what can be counted as medicine or not. As the paradigm shift rolls forward, the groups in power know that their livelihood, their way of life or their whole business model for income will be disrupted. The days where “Big Pharma” control the medical business model are numbered.

Chlorine Dioxide can be produced in the home for a cost of a few dollars per person for a year’s supply. When it is taken internally, there are thousands of documented accounts of people being relieved from a full spectrum of small, chronic and even “[incurable](#)” diseases. It works [faster and more powerfully than traditional antibiotics](#) and it will stop even the most difficult of staph-[MRSA](#) infections that modern-day antibiotics cannot reverse. There are even claims of impossible diseases like [Malaria](#), [Cancers](#), [HIV/Aids](#) and [Autism](#) being successfully treated. The Doctors on my right computer screen are claiming that over 14,000 covid-19 patients have been recovered at a 100% rate and their numbers increase daily. Yet to converse about this kind of thing in public brings funny looks and even offended responses. (Believe me, I’ve tried. But I won’t stop.)

To elaborate further on the size and scope of such a change, I created a table below to show how different things could, would and will be as this change is embraced. It’s my own personal list and it may not be totally correct. However, even if it is mostly correct, it will drastically change systems with Healthcare, Medical doctors, the Pharmaceutical companies, Government regulations and individuals who are sick.

[Brighteon.com Video Channel:](#)

<https://www.brighteon.com/channels/bhstone7/playlists?page=1>

Current Healthcare vs. Chlorine Dioxide Healthcare Possibilities

Paradigm Shift Issue	Our Current Healthcare Paradigm	Chlorine Dioxide Healthcare Paradigm
Where is the medicine Produced?	In centralized biochemical production facilities	In home or local pharmacy labs
How many medicines are used?	Over 24,000 lab-produced drugs to treat illnesses. Various and multiple drug combinations to treat each of the thousands of medical conditions.	Between 1-4 “Protocol” substances used to treat most any of the thousands of medical conditions. (Chlorine Dioxide, DMSO, MMS 2 & Bentonite Clay)
How is this Healthcare System managed?	Managed by the government legislation, pharmaceutical companies and insurance policies. Prescribed by certified Medical Professionals.	Managed by the individual and in the home or local community. Self-prescribed or by trained local individuals.
Are there other costs to this system?	<u>Administrative Costs:</u> Hospitals (Facilities and Staff), Doctor offices, Billing Departments, Insurance Claims, Insurance Systems, Medicare Administration for the Uninsured, Human Resources, Liability Insurance, Malpractice Costs	Under \$40 per year per person. The information is free and tools needed are household containers and measuring spoons, empty capsules syringes and a scale. Patients generally recover in their homes.
Production Costs	Between \$15 million to \$1+ Billion <i>Per Drug</i> approval w/production & distribution costs	About \$15-20 per person per year for production.
Possible Side Effects of Medicine	Dozens of Side Effects written on each insert for each prescription	“ Herxheimer Reaction ” - Flu like symptoms including nausea & diarrhea.
Deaths Related to Side Effects	128,000 deaths and per year and 1.9 million hospitalizations from side effects of prescribed drugs.	2-3 reported deaths over the past 24 years. These reports are based off of claims that do not have substantiated medical data.

By looking at this table, it is easy to see that the biggest impacts with this type of change would be financial. There is very little money to be made or charged with a medicine that you and your neighbors can make in the homes for a few dollars. This would impact the more than trillion-dollar industry in medication and possibly reduce it to a small fraction of what it is today. Another impact is medical effectiveness. The claims with Chlorine Dioxide are that the sick recover much quicker than with conventional medicine. Additionally, there are the many

[Brighteon.com Video Channel:](#)

<https://www.brighteon.com/channels/bhstone7/playlists?page=1>

diseases that we currently understand to have no “cure” or require a lifetime of medication. This is not necessarily the case with Chlorine Dioxide. More and more individuals are giving testimonials of being freed from sicknesses like Herpes, Aids Cancers, Diabetes etc. Lastly, it is the simplicity of how to use Chlorine Dioxide that motivates me to write this book. You can teach millions of people how to self-medicate in a way that is safe, quick, inexpensive and easy to learn. If you can follow recipe instructions to make cookies, you can learn how to correctly make and use Chlorine Dioxide.

The SWAT Team vs. the Cleaning Crew: Another Way to See the Two Paradigms

Before getting into the more scientific details of the next chapter, let me wind down this chapter with an analogy of the two different approaches to taking care of our body’s medical health. In this analogy, let’s pretend that our body is a functional home with a kitchen, bedrooms, closets and other rooms. It also has things like electrical wiring, plumbing water pipes and a sewer line to take out waste. (Please excuse my home improvement example. I was a construction contractor for over a decade and I am using an example that is familiar to me). Let’s pretend that our body-home has become infested with rotting food, roaches, mold, and mice. Also, maybe there is a backed-up toilet that has made a mess in the bathroom too. On the inside, we are literally being overrun by some pests and toxic materials. I compare modern medicine’s approach to solving the problem to bringing a highly trained **SWAT team** to the home. They



show up with their high tech laser-guided weapons, night vision, combat knives, hand grenades, poison gas, and (just in case) flamethrowers. They even look good with specialized uniforms and protective shielding and matching colors. Their team goes from room to room with this arsenal and successfully wipes out any and all detectable problems with great precision and power. They start with the small and precise weapons but move to the bigger ones as needed. In some extreme cases, they need to torch the whole area or plant a large explosive to try to stop the infestation problem or

other issues. They are some of the most intelligent and effective individuals from society and they are expertly trained at killing off and extracting most of the infestation and garbage. Sometimes they miss some of the smaller pests, but they are still pretty effective.

However, what is the condition of the walls, floors and lights of the home after they are done with their work? Are there now holes in the ceilings, cracks in the windows, broken light bulbs and doors that no longer work because of the “side effects” of the efficient, and powerful team? As a part of the analogy, imagine that a couple of swat team patrols came by periodically to check on the home and regularly shot and burned any new pests or problems that came up. How functional is this home? Would you have to use extra electricity to heat it in the winter because there are holes in the walls and windows? If the roof had holes shot in it, would the leaky ceiling bring in more mold and damage to the walls? Is it possible that a detonated explosive may have caused some structural damage to the foundation of the home as well? Is it also possible that a bathroom or closet are now unusable because of the SWAT teams' work? The answer is yes. The home may have future and constant problems because it can't keep itself

[Brighteon.com Video Channel:](https://www.brighteon.com/channels/bhstone7/playlists?page=1)

<https://www.brighteon.com/channels/bhstone7/playlists?page=1>

warm, can't keep the water out of the damaged roof, the doors won't close very well and some of the toilets don't flush anymore. It is still an effective system for getting the infestation out of the home, but there are side effects that we accept as a part of the process.

Chlorine Dioxide, on the other hand is like a crew of very tiny custodians. The **“Cleaning Crew”** that can also handle pest control. No fancy high-tech precision rifles, no heavy duty flamethrowers or explosive grenades. Their mops, rags and cleaning supplies consist of a 3-atom molecule called Chlorine Dioxide. They may not even have uniforms or company logos on their vehicles when they show up. But, what they do extremely well is to clean and remove pests, germs and mold. They scrub, sweep, wipe down every nook and cranny of the home. They get behind the walls, in the attic, behind the toilets and under the kitchen sink. They remove bad odors and mold and fungus and put everything in contained bags to be taken out with the trash. They also are very careful to not dent walls, scratch paint or crack windows. Sometimes, this method takes



longer to clear an area than a grenade but it is much less damaging on the walls and fixtures in the home. Actually, there is no damage to the surrounding areas. They leave those things alone and just focus on the dirt, grime and pests. Other than the fact that this crew is extremely effective at their cleaning, I would say that they are actually a plain and boring group. Simple, small, non-invasive and they leave no holes or scars to the structure where they work. When they show up to work, you know that they will only be around for about an hour or two cleaning session. Then they are gone. Completely gone. Also, when they are done for a session, they leave behind a bundle of some things that help to keep the place clean after they are gone.



Now, I hope that no one is offended by my analogy. I was raised with the SWAT team healthcare system and I raised my family with it as well. It is a decent system if you can afford it. Yet, as I get older, I see how it does have its flaws with side effects and surgery scars. I am grateful for it, but I simply want to emphasize with this opening chapter of this book that **there is a newer system that has great improvements from the old one**. It costs about 1/1000th or less than our current system, it is simpler to use and it causes less damage to the body. It has the potential to dramatically shrink (and even wreck) the Pharmaceutical industry business model. That change is why it has met so much resistance since its discovery.

So, let me return back to my two computer screens on my desk that I wrote about at the beginning of this chapter. Again, the left side has the pandemic drama and the right-side medical breakthroughs and excitement. **We now live in a world of pandemic CRISIS.** This is not just something relating to health, infection and death rates. It is a crisis that has affected every lifestyle, community, government, economy, and nation throughout all of the

[Brighteon.com Video Channel:](https://www.brighteon.com/channels/bhstone7/playlists?page=1)

<https://www.brighteon.com/channels/bhstone7/playlists?page=1>

world. It is also **this very same CRISIS that triggered doctors to become desperate enough to try something new** against the disease in [Ecuador](#) and [Bolivia](#). This was a huge shift from the norm because it is typically frowned upon (and oftentimes illegal) for hospitals to prescribe alternative medicine to their patients. That was the old paradigm. We are now witnessing the massive growth of the new paradigm. With this new perspective, medical doctors saw that Chlorine Dioxide worked and they were going to tell all of their friends and colleagues throughout the world.

For 24 years, various “Quacks” and other alternative medicine therapists have been talking about what Chlorine Dioxide can do. People listened and started using it. However, it has been highly ridiculed by mainstream news outlets and governments. It was considered (and is still considered) to be on the fringe of science and medicine. Now, thousands of doctors and scientists have joined the research and practice. They are just beginning to publish their findings in medical and scientific journals at a rate that has never been done before. The floodgates of truth have opened and the medical world is learning that those “Quacks” actually had something of value with this chemical compound. Chlorine Dioxide as a medicine is now in the spotlight and the forces against change are scrambling to suppress and stop it.

I think that it is too late for those forces.

Chlorine Dioxide is here to stay because we are all learning the truth...

It is Not a Cure to A Disease.

It is a Solution for All Disease.

[Brighteon.com Video Channel:](#)

<https://www.brighteon.com/channels/bhstone7/playlists?page=1>

Chapter 2: The Basics, History & Vocabulary

What it is called and where it is sold

Sodium Chlorite has been around for over a hundred years since its discovery. It has a nickname of “MMS” which stands for a few different variations of what it has been called. Miracle Mineral Supplement or Miracle Mineral Solution, Malaria Mineral Supplement or even Master Mineral Supplement are some of these names. For the purpose of this book, I will refer to it as either Chlorine Dioxide, ClO₂ (the molecular symbol), or just CD for short.

CD is made when you mix a mineral salt called “Sodium Chlorite” (molecular symbol of NaClO₂) with some kind of weak acid. The mineral salt of Sodium Chlorite is either sold in a white-flake form as well as a liquid (It is not table salt though. That is Sodium Chloride - NaCl). You can buy this (NaClO₂) dry-flake material online on eBay for about \$30 a pound but prices vary by size and seller. If you buy it dry, it is usually in a sealed plastic pouch and is sold at an “80% Tech Grade”. In liquid form, it is sold on amazon.com or ebay for about \$20-50 for a 4 ounce bottle. Typically, it is sold in liquid form coupled with another bottle of some kind of “activator acid”. The label on these bottles will say something to the effect that it is a “Water Purification” kit when it comes with a second bottle of activator acid. I explain later in the book why it is labeled this way.

Here are a few key notes below to help remember some of the terms that are used with Chlorine Dioxide.

Sodium Chlorite (NaClO₂) = Dry White Flakes or Liquid

Mix Sodium Chlorite liquid + a Weak Acid liquid = Chlorine Dioxide (ClO₂)

Chlorine Dioxide is ClO₂ or what I sometimes call CD in this book

If you have Sodium Chlorite (NaClO₂) in your home in **dry flake form**, it is good to keep it out of sunlight, dry and enclosed in a plastic bag so it won't get moist or wet. Dry NaClO₂ lasts for years if kept like this. If you have it in **liquid form**, keep it in a dark place where it can be stored for a year or more. I've heard of people storing it in a refrigerator for 4 years and it was still fine. Just be sure to stir the liquid before using it so the chemical hasn't settled at the bottom. The first 6 or so minutes of [this video](#) explains more about the chemical properties of NaClO₂.

The magic of Sodium Chlorite is when it becomes “activated” by an acid. Acid types could be Citric Acid, lemon juice, vinegar, hydrochloric acid or others. Activating is when you mix the two parts (Chlorine Dioxide + Acid) and you get a chemical reaction that changes the chemical composition of the Mineral Salt into something completely different than what you started with. Activating also puts a lot of molecular energy into the mixed product because of that reaction.

[Brighteon.com Video Channel:](#)

<https://www.brighteon.com/channels/bhstone7/playlists?page=1>

For the sake of this booklet, we typically mix Sodium Chlorite (NaClO₂) at about 22.4-29% potency + Hydrochloric acid at 4-5% potency to get **Chlorine Dioxide**. Chlorine Dioxide is the amazing material that this whole book focuses around. There are other acronyms that you may read about that people use like CDS (Chlorine Dioxide Solution), CDI (Chlorine Dioxide Intravenous).

Chlorine Dioxide is actually a gas which spreads out in the air when released. It has a yellowish greenish color if it is condensed enough in the air. It kind of stinks though, so try not to inhale it. It has a strong smell like chlorine for a swimming pool. However, it is not literally chlorine because it is bonded with other atoms that change the makeup and qualities of it. Kind of like how salt (NaCl) is made of the chlorine atom but it isn't chlorine either. CD gas enters very easily into water and can be mixed and transported that way. If you put one cup full of chlorine dioxide liquid next to a cup of normal water in a small enclosed cooler overnight, both cups will have equal amounts of chlorine dioxide in them by the next day. (That's how easily it enters into water, but it is not "bonded" with the water molecules, just mixed)

Some people don't understand chemistry very well and think that Chlorine Dioxide is the same as Clorox Bleach. If they say that, then they don't understand the difference between Sodium Chlorite and Sodium **Hypochlorite**. If they bring that up, you could refer them to a molecular chemistry textbook or a [periodic table of elements](#) so that they can study the differences.

Just to be clear...

Sodium Hypochlorite = Clorox Bleach = Don't drink it dummy!

"Lemon Juice" = Lemon Juice Bleach = Bleach hair or make lemonade to drink or

Chlorine Dioxide = Bleaching qualities, ok to drink in diluted form

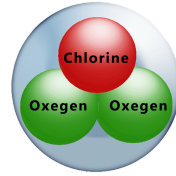
In some industries, chlorine dioxide is used to bleach things. It works great! This is because of the oxygen content in it which helps to lighten the color on fabrics or hair without destroying the strength of it. Another word for this type of bleaching is "oxidation". Some people think that this makes it dangerous. However, you can also bleach things by using [lemon juice, honey, sunlight, vinegar, cinnamon, salt and even baking soda](#). Chlorine dioxide will bleach things like fabric or paper in high concentrations. However, it is preferred because it doesn't damage the fibers that it bleaches. It just lightens them up. Clorox Bleach damages fibers as it bleaches. Some cities use Chlorine Dioxide to treat their water for drinking while other cities use Sodium Hypochlorite for their drinking water. Chlorine Dioxide is considered a little more expensive for water treatment but it has no known cancer-causing products. Sodium Hypochlorite (Clorox) does create some dangerous byproducts when it comes across certain biofilms in water pipes, which makes it slightly dangerous.

[Brighteon.com Video Channel:](#)

<https://www.brighteon.com/channels/bhstone7/playlists?page=1>

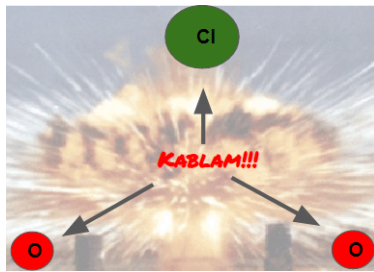
The real key with safely using chlorine dioxide is to make sure that it is diluted enough to not be harmful. People have been taking chlorine dioxide as a drink safely for decades in this way.

Chlorine Dioxide Molecule



The Molecular makeup of Chlorine Dioxide is pretty simple. It's just three atoms as shown in the above picture. Two are Oxygen and one is Chlorine and they are temporarily bonded together until they separate at some future time. Now, I'm going to bust out some "Molecular Jargon" here to explain some things about ClO₂ and how it interacts with parts in the body. It's not that important to understand if you aren't a biochemist or biophysicist nerd but it is good to include in this book. I only put the next 6 or 7 paragraphs in the book for the science geeks. (I guess I'm a geek too since I spent the last 5 months studying this so I could include it here).

Let's get Molecular: ClO₂ Working in the Body using [Electron Oxidation](#)



Scientists call this bond an "Unstable" or "Negatively Charged" ion. When this bond of atoms separates, it creates a very tiny subatomic pulse of energy. This pulse happens when Chlorine Dioxide gets around pathogens in the body. If you are some kind of virus, bacteria, fungus or parasite that is attacking the human body, you would be afraid of this subatomic pulse because it is actually an explosion that only goes off when it approaches you (See my wonderful artist rendition of the explosion here). ClO₂ Molecules are kind of like a target-seeking missile that can travel safely in your bloodstream and only blows up when it hits its target. Don't worry though, the explosion doesn't hurt the rest of the healthy tissues and parts of the body. It only attacks "acidic" and "anaerobic" microbes in the body (the bad guys). All of your healthy cells that need oxygen to live or are "alkaline" are safe. It just passes them by. Here is a short video of how ClO₂ [attacks a yeast cell](#) in the body. Yeasts are generally acidic and wreak havoc in the mouth and other parts of the body.

As Chlorine Dioxide attacks [pathogens](#), it is a 2-step process that happens in a fraction of a second. First, the ClO₂ pulls a single electron from the pathogen molecular wall. This action is called Electron Oxidation. (That is what negatively charged molecules do). When this electron arrives at the Chlorine Dioxide molecule, it modifies the Chlorine atom into something called "Chlorite" (ClO₂⁻) and it instantly becomes much stronger which starts the second step. At this second step, the strengthened "Chlorite" is able to pull 4 more electrons from the molecular wall of the pathogen. At this point, the ClO₂⁻ becomes what is called "Chloride" (Cl⁻) because of the 4 new electrons. This pulling of the 5 electrons literally weakens and then tears the pathogen

[Brighteon.com Video Channel:](#)

<https://www.brighteon.com/channels/bhstone7/playlists?page=1>

wall apart and starts to disintegrate the wall. It also allows more ClO₂ molecules to enter inside the pathogens and causes destruction there too. When “bad” bacteria, mold or parasites start having their walls shredded, they die and their dead parts need to be flushed out of the human body.

With viruses, the reaction is a little different but it still has the same effect. The ClO₂ damages the area of the virus outer protein wall called a “capsids” in a way that it cannot reproduce more viruses. It is also been found to do [damage to the amino acids in the spires](#) along the outside of the virus. After the ClO₂ has attacked the virus, it goes on living for a short period of time but is unable to reproduce, and it dies with no more posterity to spread its destruction. When these pathogenic microbes die, they also leave a tiny mess of pathogen-body parts for your digestive system to flush out. This is a good thing, but sometimes it makes you have a little trouble in your stomach because your body is “detoxing” the microbes. Here are a few videos from my channel that demonstrate this process. Some are in English and some in Spanish.

ClO₂ Against Bad Bacteria and Viruses Video (My favorite)

<https://www.brighteon.com/b56433bo-ee06-4ba9-85a0-c7c300f38c08>

Biologist from Spain Explains ClO₂ vs. Coronavirus

<https://www.brighteon.com/b56433bo-ee06-4ba9-85a0-c7c300f38c08>

Colombian Doctor Shows how ClO₂ damages the spires on Covid-19

<https://www.brighteon.com/6ee83a75-9707-489e-b90f-a75f0d4ff518>

Post-Explosion: The Shrapnel is the Second Wave of Attack...on Toxins

Another beneficial thing that happens on the molecular-level could be considered a second punch to pathogens and disease. After the chlorine dioxide molecule explodes and separates, the leftover “Shrapnel” from the exploded ClO₂ molecule is 2 Oxygen atoms and a single Chlorine atom. Remember, ClO₂ starts out as 3 atoms bonded together and is not 3 separate atoms.

The Chlorine atom is now separate and floating around in our body system in a form that is called a “Chloride”. This may not stay there for long long though. The Chloride atom has atomic characteristics that make it so it can easily bond with many other atoms or molecules. The most common and likely bond will be with Sodium (Na). When it bonds with Sodium, it becomes Sodium Chloride (NaCl). This is also known as table salt. When a person drinks 1-3 drops of chlorine dioxide with water, and it separates to Chlorine and Oxygen atoms, it can end up bonding with Na and making about the equivalent of a few grains of salt in your body, which just gets flushed out. Harmless! Another way that your body uses the Chloride is to make something called Hypochlorous Acid. This acid is super awesome stuff. Hypochlorous acid is also made by the white blood cells in the body and is the best infection-fighter that your body produces. It is very potent and I talk more about this later in the book in the section on the Protocol 2000. You can also [look up Hypochlorous Acid online](#). It is good stuff to have in you. Additionally, some other final benefits of this Chloride material are as follows in that it helps with a process called the “Krebs Cycle”:

[Brighteon.com Video Channel:](#)

<https://www.brighteon.com/channels/bhstone7/playlists?page=1>

- One of the most important electrolytes in the blood
- Helps to keep the amount of fluid inside and outside of the cell in balance
- Helps maintain proper blood volume, blood pressure and pH in our body fluids

The two atoms of Oxygen, on the other hand, will join with the blood cells in the body and oxygenate them the same way that the cells get oxygenated from your lungs. Here's a [video that demonstrates ClO₂ meeting up with blood cells that are lacking in oxygen](#).

<https://youtu.be/ZHJDc1mGJGo> They get quickly charged with the oxygen and then carry it to the various parts of the body to be used. So what does this extra oxygen do that is absorbed into your blood cells? Well, think of it as giving your body system a boost. You can look up the [benefits](#) of what it does from various websites, but I'll just leave a list of the basics here:

- Oxygen is the key element that gives your cells energy. Cells need it to convert their food into energy that you can use (also known as the Krebs Cycle). End result? You have more energy.
- Makes Exercise easier
- You Recover faster from muscle workouts (less stiffness)
- Your brain becomes more alert and clear
- [Infections heal faster](#)
- You have more restful sleep
- [Wounds and tissue damage heal faster](#)
- [Recover better from carbon monoxide poisoning](#)
- [Slows and reverses the growth of cancers](#)

The medical industry uses various methods to get oxygen into people's systems because of these benefits. One commonly used method is with something called a hyperbaric chamber, a small air-tight room that you lay down or sit in that pumps high levels of oxygen in for you to breathe and absorb. These things cost between \$20-100k to purchase and between \$5,000-15,000 to use per year. If you contrast this with someone taking a dose of Chlorine Dioxide, (which costs about 1 cents worth of material per dose) you can get a similar or better response. It's basically drinking a liquid that turns into oxygen in your blood and then exits your body as carbon dioxide as you exhale. Here are two videos that show actual people drinking Chlorine dioxide and seeing how their blood oxygen levels increase within minutes. [Video 1](#). [Video 2](#). Video 1 was especially a big deal because the woman was very sick with Covid-19 and the oxygen levels could have caused her to spiral further into further parts of her body shutting down.

Lastly, just to complete this "Molecular" section of ClO₂, let me show you some of the numbers that have been researched about molecule counts. If a person takes a common 3-drop dose of ClO₂, which comes to about 25 parts per million of the molecule in 4 ounces of liquid, it will give your bloodstream the upwards of about [216,500,000 ClO₂ molecules per blood cell](#) to work with. I got these numbers from a Dr. Andreas Kalcker, German biophysicist who collaborated with a chemistry professor to calculate the ratio of ClO₂ per blood cell in the average human body. (If my numbers and interpretation are a little off here, I will modify them in future.

[Brighteon.com Video Channel:](#)

<https://www.brighteon.com/channels/bhstone7/playlists?page=1>

editions of my book). Overall, I can't say enough about the benefits of added oxygen in the system which is used to metabolize

In all, using Chlorine Dioxide for internal health is kind of like taking a bunch of tiny ClO₂ grenades and throwing it at pathogens (viruses, bacteria, fungus and parasites) in your body and destroying them. How many tiny grenades are in a 3-drop dose? Approximately 5.4×10^{24} . That is about 5,400,000,000,000,000,000,000,000 ClO₂ Molecules. (I believe that it is 5.4 septillion.) That is a lot of firepower!

Then, after these ClO₂ molecules have exploded into simple atoms, your body picks up the shrapnel from that exploded grenade, making smaller grenades out of those bits.



These are the leftover Oxygen and Chlorine atoms. Your body then uses both of these to fight infections and disease (Chlorine/Chloride) **and** help your tissues recover faster from other use or damage (Oxygen). This one-two punch from ClO₂ is very powerful yet leaves no unused waste behind. And all of this comes when you put 3 simple atoms together in your body system. Well, actually 5.4 septillion of them in a 3-drop dose of Chlorine Dioxide.

Doctors and scientists are pretty amazed about how powerful this is. That is why there are thousands of Patents on the use of Chlorine Dioxide in industries like food, medicine, disinfectant, drinking water purification and cleaning. In the correct diluted mixture, it is safe to put on our food, city water supplies for our homes, on our skin and even in our bodies. Just make sure that you have the correct mixture with water...not too high a dosage. Some people say that ClO₂ is "toxic" to the human body. They are only telling part of the truth with this. This is only true in the same way that water is toxic, salt is toxic, root beer is toxic and even BBQ sauce is toxic. So, the key is understanding how much of each is a healthy level to take into your body. I'll spend much of this book showing what "healthy levels" of Chlorine Dioxide are to take. And, go easy on that BBQ sauce. It could kill you.

ClO₂ Breaks Down Glyphosate, Heavy Metals and other Toxic materials in the body Here is a BIG part of the book that I have not written yet. I just put it here because I wanted people to know that there is more research and anecdotal information that demonstrates how Chlorine Dioxide breaks down other unhealthy toxins in the body. (More to come on this topic in future editions of this book)

It is Cheaper than Candy to Make Yourself

ClO₂ is also very inexpensive to make if you buy the materials and measurement tools yourself. I have a video below that shows that it costs about \$1.50 - 2.00 to make 10z of liquid MMS + a 10z of acid activator liquid. In my personal calculations, this comes out to be about 1 cent for each 3-drop dose of it. The single ounce is enough to last a person for anywhere from 1 to 3 months of preventative medicine use AND enough purified drinking water. I can find that kind of money in between my couch cushions!

Link: <https://www.brighteon.com/4078d2ab-c1d3-4b2d-8089-f2495116b025>

[Brighteon.com Video Channel:](https://www.brighteon.com/channels/bhstone7/playlists?page=1)

<https://www.brighteon.com/channels/bhstone7/playlists?page=1>

For a long and more scientific (and boring) video on Chlorine Dioxide, see the below link:

Link: https://brandnewtube.com/watch/introduction-a-recurring-dream-and-a-salt-that-promotes-healing_H6R3n4aoc7kxBvs.html

Brief History - ClO₂ Discovery, to 1996, to today



Chlorine dioxide was first discovered by a scientist named [Sir Humphrey Davy](#) in 1814. It was a really cool discovery because it not only killed harmful viruses, germs, fungus and parasites, it was also an excellent odor remover. Just put this gas in a smelly room or dirty liquid and it removes the smell, kills bacteria, fungus and even parasites (in the liquid) as it does its work. (Don't stay in the room when you are putting this smell there though, it is strong stuff). Within 2-6 hours after putting this gas in the room or a liquid, the chemical has done its work and cleared out the bad stuff. Be sure to air out the room before going back in it.

Since that time, scientists and businesses have learned how to use it to clean water for cities and towns, disinfect tools in food processing plants, sprayed on vegetables to stop fungus growth, clean medical equipment and disinfect things like cans for food and bags for blood storage. It's also helpful to know that things are not washed off after putting Chlorine Dioxide on it because it is safe for humans. In the 1960's -1980's there were several EPA-approved uses for chlorine dioxide for the above things. They even found that it is safer around humans than Sodium Hypochlorite - the main ingredient in many city water treatment systems, and Clorox Bleach. Sodium Hypochlorite (Clorox Bleach Chemical) is still used in many drinking water systems even though it produces cancerous byproducts called trihalomethanes. Chlorine Dioxide does NOT produce this, or any, cancerous byproducts. It actually removes the taste of contaminants in water so it tastes better. The CDC even has a registered product that uses chlorine dioxide as a disinfectant against viruses like Ebola. "ProKure V", as it is called, kills the Ebola virus within seconds.



Now, I am going to introduce the modern-day discoverer of Chlorine Dioxide as a health medicine. He is a man named Jim Humble. I mentioned some of his work in chapter 1. In 1996, he was doing some work in a gold mine in the country of Guyana, South America. He worked as a prospector, who had invented a system for separating gold from other materials in the mining industry and had partnered with a group to do some mining in that area. He was deep in the jungle area with his crew of workers when two of them got very sick with what they believed was the disease known as Malaria. He didn't have any malaria medicine but he did have something that he used to purify his drinking water called Stabilized Oxygen. This product is also sold in health food stores as something that gives people a boost of energy. The main ingredient in Stabilized Oxygen is...of all things, Sodium Chlorite (NaClO₂). Anyway, he gave a dose to these two men and hoped that they could at least get a boost of energy to help them get to a hospital that was almost 2 days away with travel. Instead,

[Brighteon.com Video Channel:](#)

<https://www.brighteon.com/channels/bhstone7/playlists?page=1>

the two men were feeling much better within 4 hours. They felt good enough to eat their dinner and go back to work shortly. His story is shown in [this video](#).

Link: <https://www.brighteon.com/3ce0508b-07f4-45b2-bdfb-8ac5ae596933>

From this discovery, he knew that he found something important and special. He spent the next few years learning about how Sodium Chlorite helped these sick men get better. He concluded that when they took NaClO₂, it mixed with the acid in their stomach (which “activated” it) and made what we know as Chlorine Dioxide. This new material then killed off the cause of their sickness inside their bodies. The acid in our stomach is called Hydrochloric Acid (HCL). When he realized this, he created a way to make the ClO₂ in a cup, dilute it with water and then drink it. He also named it “Master Mineral Supplement” but other names like “Miracle Mineral Solution” were used by the people who were treated with it. In the end, the easiest title to remember was simply “MMS”, which is what many still refer to when they talk and write about ClO₂.

Humble’s next goal was to try to help more and more people recover from Malaria. He knew that this was the biggest killer of people in the history of the world and the children were the ones who died the most. He has spent the last 25 years learning, teaching and treating people with their sickness and he has written several books on how to do it.

Medicine: The Simple & Cheap vs. Expensive & Complex

When Jim Humble started trying to help people test out this new chemical compound, he made sure to test it on himself first. These are the kinds of tests and variations that he ran as he learned and practiced with early mixtures of ClO₂ to see what worked best for drinking:

- High and low dosages with different potencies and Activator acids
- Short and long time periods between dosages (1 hour is now a standard amount of time)
- Mixing it with various drinks (Not from concentrate & no ascorbic acid is best)
- Testing it with while taking vitamins, antioxidants, supplements (They all reduce potency)
- Testing how Coffee and Alcohol affected potency (They also reduce it)
- Testing if certain foods affect potency (Milk products reduce it as well as coconut water)
- Trying different acid activators to see which ones might work better (HCL is the favorite)
- Taking it intravenously (IV drip and injection through needle)

Note: *This doesn't mean that you can't eat or drink these above things while taking Chlorine dioxide. It just means don't put them in your body 2 hours before or after your doses.*

Mr. Humble almost never let anyone take a dosage for themselves unless he had done it with himself. His books outline his experiences and how he spent a lot of time in Africa distributing

[Brighteon.com Video Channel:](#)

<https://www.brighteon.com/channels/bhstone7/playlists?page=1>

and teaching about Chlorine Dioxide to local pastors and clinics. He also spent a good deal of time contacting philanthropists and other wealthy people about what he had discovered. He specifically wrote to Oprah Winfrey and Bill Gates multiple times in the early 2000's. He asked if they would give him funds to help his cause. In his book, he states that things never seemed to work out with the wealthy philanthropists. For some reason or another, things would always tend to fall through or they would just say "no". Mr. Gates told Humble that if he could get his chemical compound FDA approved, Gates would fund him to take it to the world. However, when Jim looked up the cost to get any new drug approved with the FDA, it was a cost of tens of millions of dollars and more likely up to over \$100 million. In the end, he wound up funding his own travel and work in Africa. He actually had to pay a contact friend of his 40\$ in the country of Malawi to even try this Sodium Chlorite mix with some people that had been infected. His contact accepted the money, gave the people the dosages and his trial patients there recovered from Malaria within about a day or less.

Over these first years, he was able to help *most* people fully recover from Malaria in Africa. Then, through more testing and tweaking of the mix, he got to the point where 100% of the infected people recovered. This was great news and people there were very excited to have him teach what he was doing and try his chemical compound. Interestingly, he also started getting reports back from people that he had taught about how to use Chlorine Dioxide. They said that the individuals who were taking it were finding that other diseases, health problems and sores were also getting better while taking it. As he looked into why this was happening, he learned that the process of killing the Malaria virus could be doing the same thing to other harmful pathogens in the body which was helping people to get better from sickness. (A Pathogen is any Virus, Bacteria, Fungus or Parasite that fights against the host that they live in). There are several books and studies on this process, so we won't go over it here. I also have several papers and studies on this topic that are available upon request.

All of this wonderful news and attention started getting back to the local African government leaders and the suppliers (Pharmaceutical suppliers) of medicine to those people. This turned out to be bad for Humble's work because the governments fined him for practicing medicine without a medical license. Even though he had now treated thousands of people successfully, this didn't matter. He later learned that governments usually have a strong relationship with pharmaceutical companies and receive a lot of benefits from these companies as they buy the drugs that are in their own countries. The benefits include taxes collected for sales, [grants](#) from the [pharmaceutical companies](#), grants from international groups and even [bribes](#) for allowing products to be placed in their countries. (Again, another topic for a different book). In addition to the government difficulty, the local clinic nurses and doctors told Humble that they were not allowed to use his product because their pharmaceutical suppliers threatened to stop sending any more of their medicine to them if they continued using ClO₂ with the locals.

[Brighteon.com Video Channel:](#)

<https://www.brighteon.com/channels/bhstone7/playlists?page=1>

This was the beginning of a long string of experiences that he learned about governments and pharmaceutical companies. His lesson learned was this:

Many governments and pharmaceutical companies tend to avoid simple, inexpensive and easy solutions to the problem of disease. They flourish on complex, expensive and difficult solutions to healthcare.

Of course, keep in mind that Chlorine Dioxide is a completely different approach to medicine compared to pharmaceutical treatments. It is so simple and inexpensive that it is difficult to believe. If you are a brilliant medical doctor who spent 8-12 years of preparation just to be able to prescribe medicine, something like this just sounds like a fraud. For the most part, I don't blame these people for feeling this way. Change is hard. However, I write this book to encourage people to take a closer look at this simple system and understand for themselves what it does.

Even today, over 2 decades after Jim Humble's start in Africa, the CDC states that "no antimalarial drug is 100% effective". Their [website](#) shows 6 different medicines that could be taken with several pages of possible side effects from those drugs. Lots of side effects and it takes a lot longer time to recover with these drugs. You can contrast this with the people each year [who take ClO₂](#) and demonstrate that they are symptom free in about 4 hours or a little more. This is quite the paradox that goes on about truth. I see this paradox every time I watch the news about pandemics going on around the world.

CDC Link: <https://www.cdc.gov/malaria/travelers/drugs.html>

Chlorine Dioxide and the Food and Drug Administration (FDA):

Over the years, the sale and use of ClO₂ in the United States has been regularly under scrutiny and attack by the Food and Drug Administration in the United States. On their website, they give harsh warnings about how dangerous it is. They don't provide any scientific data to back up their claims of danger though. They also classify anyone's testimonial about using it as a treatment for disease as "misleading claims". On top of that, the [FDA site](#) says that "**The FDA is not aware of any scientific evidence to support the safety or efficacy of MMS, despite claims to the effect that the solution is antimicrobial, antiviral, and antibacterial.**" This means that they have no idea if it is even safe or effective. They also imply that Chlorine dioxide is Claimed to be an "antimicrobial, antiviral and antibacterial".

This seems strange to me that a group that works so closely with scientists and medical professionals "is not aware" of the science of Chlorine Dioxide's "safety or efficacy". In fact, if

[Brighteon.com Video Channel:](#)

<https://www.brighteon.com/channels/bhstone7/playlists?page=1>

you go to the online patent site google.patents.com, you can look up the following query words of what has been approved as a patented process or product. This is usually filed by pharmaceutical companies or scientists so that they can put a legal boundary over a process or product. They can own it. That main reason is so that they can make money off of their concept. (By the way, it costs up to \$30,000 to get a process or product patented).

Patents.google.com suggested look-up searches

“Chlorine Dioxide FDA” - 21,929 results

“Chlorine Dioxide Medical” - 218,428 results

“Chlorine Dioxide Antimicrobial” - 114,125 results

“Chlorine Dioxide Antiviral” - 41,895 results

“Chlorine Dioxide Antibacterial” - 130,515 results

I also invite anyone to take some time to browse these patents. Try to get a feel for who is filing them, what they are used for, and is this process/product something that will come in contact with humans or be used inside of our bodies. There are thousands of approved uses of Chlorine Dioxide that will be taken *BOTH ON, AND INSIDE OF THE BODY.*

I also have a short list of patents that I have collected about chlorine dioxide that I will share below in these links.

To treat tumors (inside the human body)

<https://drive.google.com/file/d/1aafBvycfC6fLyfiLes5dcyHS7vZzzFjPk/view?usp=sharing>

Treating Dysentery (inside the human body)

<https://drive.google.com/file/d/18rCGOXMcvCBIEjLDLk7sP5NJczIA56jM/view?usp=sharing>

Treating Cancer (on and inside the human body)

https://drive.google.com/file/d/1F1YJEKj9JGFBWHe4_pnPg8UZCuBPDvls/view?usp=sharing

Treating ALS (inside the human body)

https://drive.google.com/file/d/1_2fl19whExs4omXGSUFa4R5rkDqviJqt/view?usp=sharing

Treating Sinusitis (inside the human body)

https://drive.google.com/file/d/1KMhtYpox_TOULugCbnEf31c2vHdnl4ZZ/view?usp=sharing

Treating Vaginal Itching (on and inside the human body)

https://drive.google.com/file/d/1Y_IUTDSspWgcL4HSaoswelx6FKhiuwn_/view?usp=sharing

These patents were not filed by alternative medicine groups or individuals that simply want to explore science for fun. These are done by pharmaceutical companies like Vortech Inc., Synox Pharma and Frontier Pharmaceutical Inc. These companies are clearly getting these patents for the money and they know what Chlorine Dioxide can do to help their bottom lines. Yet, the FDA claims to be “not aware” of any of this.

[Brighteon.com Video Channel:](https://www.brighteon.com/channels/bhstone7/playlists?page=1)

<https://www.brighteon.com/channels/bhstone7/playlists?page=1>

My short answer to the FDA website warnings is that they are not stupid nor ignorant. They are actually very savvy in trying to scare people about Chlorine Dioxide. However, I don't think that they are being honest when they say that it is not safe. They are trying to corral people away from Chlorine Dioxide while others can profit on the benefits of what it can do. In this case, the "others" are the pharmaceutical companies. It is also possible for big companies to create a patent (or buy one from someone) just so they can hide it so that people don't know that there is a better and cheaper way to use something good. This is also common.

Now, why would a government oversight agency warn the public with such strong words like they do to scare everyone else away? I will give you some more of my short answer to this. Over the past 40 years, [9 of the past 10](#) FDA commissioners have gone to work for pharmaceutical companies after serving their time as directors. For those who have researched this problem, it is common knowledge that there is an [incestuous relationship](#) between the two leadership groups. The key elements of this relationship are money, product approval for marketing medicine, and making it illegal for others outside of pharmaceutical companies to give inexpensive solutions to health problems. This is not a good thing, considering that the FDA is supposed to have oversight over this \$1.25 trillion industry and its ability to promote and sell pharmaceutical drugs. It is even worse to actively tell the public to stay away from a mineral salt product that is safe (if used correctly), inexpensive and even more effective than many pharmaceutical drugs that are available. In my opinion, they are trading money for lives and quality of life. As a consolation, it still makes me feel good to know that Chlorine Dioxide works. Whether you pay \$13,000 through your insurance for cancer treatments with chlorine dioxide or **take 50 cents-worth of the same amount of chlorine dioxide** to take in the "Protocol 2000", your health will improve. You just have to decide which route works best for you.

Anyway, I went through all of the above to explain why you can't buy Chlorine Dioxide in the United States as a "medicine". It is illegal to sell it with that label. Several years ago, the above groups lobbied to change the law so that it is illegal to sell Chlorine Dioxide as a medical treatment. It has also been explained to me that it is also illegal to sell bottled water as a cure for thirst as well. So, don't sell either one as a "treatment" or "cure" for anything. You could get in trouble with the FDA. And although they are "not aware of any scientific evidence to support" Chlorine Dioxide, they are aware of how to prosecute someone who is selling it as a medicine online.

On the upside, ***you can buy Chlorine Dioxide as a Water Purification Kit*** on amazon.com or ebay.com. Fortunately, if you are shopping and find someone selling HCL acid level is at about 4-5%, and the NaClO₂ level is between 22.4-29%, you could use this as a medical treatment. However, you would be doing it at your own risk! You may inadvertently heal from things like malaria or a sinus infection. Buyer Beware!

How to activate a single drop of ClO₂

Before actually getting into the details of using Chlorine dioxide, it is a good time to walk through what it takes to actually activate a bit of sodium chlorite so that the reader can read and

[Brighteon.com Video Channel:](#)

<https://www.brighteon.com/channels/bhstone7/playlists?page=1>

view how it is done. Learning how to do the activation process is the literal groundwork for almost all other parts of this book and the instruments and sequence are both easy yet critical to understand.

If you are going to make a single drop of ClO₂, you will need the Sodium Chlorite (NaClO₂) to be in liquid at 22.4% diluted with water. This level can be higher, even up to 29%, depending on who you buy it from or what level you mix it at. The other liquid to mix is an activator acid. Typically, this will be Hydrochloric acid that is between 4% and 5%. If the percentages are within the above numbers, it should give you the desired results. I typically label each of the liquids either “A” or “B”, to keep them separate and distinguished. In my labeling, “A” stands for Acid or Activator. “B” represents NaClO₂. Other sellers reverse how they label the “A” and “B” but that is not important as long as you are consistent. Now, let's assume that I am using a bottle of liquid HCL 4% acid for my A mix and a bottle of liquid ClO₂ 22.4% for my B mix.

Mixing the two parts



Put one drop of either A or B in a dry, glass cup or a coffee mug. Then, put a drop from the other bottle right on top of the first drop. You can start with the A or the B bottle. It doesn't make any difference. Then, you wait between 20-30 seconds while the two liquids mix. You can sometimes shake the cup a little to help with the mixing while you wait. You will see that the 2 drops in the cup will turn a yellowish amber color. It will also give off a strong smell like chlorine. This smell is literally the gas made up of 1 chlorine atom and 2 oxygen atoms in a compound. Don't worry, this color change and smell are a sign that the chemical reaction is working correctly. It is not dangerous but it

is strong and you shouldn't inhale it unless you know exactly what you are doing for a specific treatment. After the 20-30 seconds, add 4 oz of water (half a cup) to the drops that are in the cup. When you add the water, it does two important things. First, it dilutes the Chlorine Dioxide to an amount that is safe to be ingested. (Do not ever drink the drops before diluting it with water. That potency is very strong for the throat and you may start dry heaving it up like the [cinnamon challenge videos](#)). Secondly, it slows down the chemical reaction so that the ClO₂ does not “gas off” too quickly into the air. After the water is added, the liquid should have a little bit of a yellow tint and a slight chlorine smell. This is what we call a 1-drop mix of “activated Sodium Chlorite” or just Chlorine Dioxide. If you were to test this liquid, it would show about 8 parts per million of Chlorine Dioxide mixed with the 4 oz of water content. It is also the exact same process by which municipal cities treat their water to clean it when they use ClO₂.

Below is a video demonstration of how to activate a single drop of NaClO₂ by mixing with an acid it to make CD:

<https://www.brighteon.com/576e405a-0a84-44ad-bcd6-d49c772bc16e>

Numbering system for counting the drops


Another key to understand is how the “Drop” measurement is counted with Chlorine Dioxide. Some people may wonder why it is called a 1-drop mix when there are actually 2 drops used to make it. The main thing to remember is that the number of drops measured only refers to the Sodium Chlorite Drops and not the activator. That way, a 3-drop mix may require 6 drops to

[Brighteon.com Video Channel:](#)

<https://www.brighteon.com/channels/bhstone7/playlists?page=1>

make (3 of A mix and 3 of B) but we only count the B drops of ClO₂. Now that you have learned the basics about mixing a drop, it is time to see how to mix it to purify water.

Chapter 3: Purifying Water



If you are going to purify water for drinking, the steps are simple and easy to remember. First of all, you need to determine how dirty the water is so that you know how many drops of Sodium Chlorite to use. Dirtier water means more drops needed to purify. Secondly, you should understand that you don't need to purify water that is just going to be stored. Whether in 2-liter bottles or 55-gallon drums, the water usually stores just fine if it is in a closed container that is out of sunlight.

Below is a table that I made to show about how much CD would be needed to purify the quantity of water.

It Depends on the Level of Water Cleanliness	Number of ClO₂ Drops Per Gallon	Drops per 3.7 Liters
Rainwater or Stored Potable Water	1	1 drop - 3.7L
Clean River or River Water	3	3 drops - 3.7L
Questionable River Water	8	8 drops - 3.7L
Murky Gross Water	12	12 drops - 3.7L

Once you have determined how dirty the water is, you can filter it through a clean cloth. Then, do a normal mix of Chlorine Dioxide in a dry cup, add an ounce or more of water to the MMS to dilute. Finally pour the mix into the container with the water that you want to purify. I have put the instructions in a step-by- step list below as well as a demonstration video at the bottom of this section.

- Step 1: Run the water through a cloth to filter any larger solids out (if needed)
- Step 2: Activate Sodium Chlorite drops and wait 20-30 seconds
- Step 3: Add an ounce or more of water to slow down the activation
- Step 4: Add the liquid into the container of water to be purified
- Step 5: Mix, the purified water as best as you can for 5 - 30 seconds
- Step 6: Wait about 30 minutes or more before drinking it

Video demonstration on Purifying Water with ClO₂:

<https://www.brighteon.com/4a06e301-5990-49c7-a2b7-f84f3bad78e6>

[Brighteon.com Video Channel:](https://www.brighteon.com/channels/bhstone7/playlists?page=1)

<https://www.brighteon.com/channels/bhstone7/playlists?page=1>

Larger Water Tanks

If you are planning on using large amounts of water to drink, you may want to consider using a syringe with a milliliters scale so that you can mix large and accurate amounts of purifier. Below is a table that helps to translate the drops amount into ml's (or cc's, which is cubic centimeters; the exact same thing as ml's). It also just happens that about 100 drops is the same as a teaspoon of liquid.

Drops to Milliliter Conversion (Just a reference)

Drops		ml's on a Syringe	Teaspoons
20	=	1	
40	=	2	
60	=	3	
80	=	4	
100	=	5	= 1

The nice thing about using Chlorine Dioxide to purify water is that there is no aftertaste that you might find with other purification methods or filters. When the chlorine and oxygen atoms separate, the water is left with no residue. It also acts as a scent and flavor eliminator in air and liquids. This means that it neutralizes foul taste once the chlorine dioxide molecules have done their work. Just make sure that you let the liquid sit for 30 minutes after adding the ClO₂ purifier.

[Brighteon.com Video Channel:](https://www.brighteon.com/channels/bhstone7/playlists?page=1)

<https://www.brighteon.com/channels/bhstone7/playlists?page=1>

Chapter 4: As a medicine? Where to start

Before starting this chapter, I need to explain again that this Chlorine Dioxide is not an FDA approved medicine. As I mentioned earlier, the FDA, the Mainstream Media and several of the Medical Ministries of Health around the world have given warnings about how terrible it is and that we should stay away from it. My guess is that the Pharmaceutical Industry also loathes it but they tend to share their feelings quietly through the FDA and Media. I have discovered that if you “Google” or YouTube search MMS or Chlorine dioxide, you will get a whole slew of terrible things about it. However, if you use other internet browsers like “Duck duck go” or “Entireweb” you will find a much more positive and truthful set of information about it. After searching a little bit more, I found that the owners of Google and YouTube are, in part, the same investment banking groups that also own much of the pharmaceutical industries. With all of this, I am not trying to uncover dirt on a situation (Yes, several books and websites have outlined this conspiracy but you won’t find many of them on YouTube). I am just trying to understand why things are the way they are with Chlorine Dioxide as a medicine. The investors simply don’t want one of their multi-billion-dollar investments to openly share information that will cannibalize the other multi-billion-dollar investment. It makes good business sense. However, we are talking about lives and quality of lives that are being sacrificed for profits here.

So, if you really are not the kind of person who wants to learn more about what is called “alternative medicine” or you are a generally healthy person with no chronic disease crisis at hand, **or** you feel like the current medical system is effectively winning the battle against all cancers, food allergies, gastrointestinal problems, pandemics and the like, then you may not care to go much further into this book. However, I’d like to share one more half-page with you below before you move on with your healthy quality of life. See below.

Here is a quick and short list of some things that I (and other close family and friends) experienced when starting Chlorine Dioxide.

1. It tastes terrible. Really bitter, but I can live with it.
2. Brain Fog goes away within a day. I can think clearer now. It is just gone.
3. Energy levels go up. I feel like exercising more and I don’t get as winded.
4. The first day I took it, I started sleeping better at night...no insomnia. (family member)
5. Aches and pains in the body stop hurting within a few days.
6. When I work out my muscles, they recover faster with little pain.
7. My chronic stomach pains started going away. (family member)
8. Chest heaviness and anxiety went away.
9. Inflammation goes down and infections start clearing up quickly.
10. Didn’t I used to have Hemorrhoids? What just happened?
11. I wondered, “What the heck is this stuff? And why does it do these things to my body?”

[Brighteon.com Video Channel:](https://www.brighteon.com/channels/bhstone7/playlists?page=1)

<https://www.brighteon.com/channels/bhstone7/playlists?page=1>

Now, to be fair, there are others in my immediate family who think that I am just being weird with this stinky “chlorine” thing. But that group seems to be going to the medical doctor a lot more than I have these past months. (My book...my opinion)

So, if you are even remotely considering taking Chlorine Dioxide as a supplemental medicine, I will explain that there are 3 basic sequences that should be considered in order. These are listed below with some typical time periods that might be involved for each phase:

1. The **Startup Procedure**, 2 - 14 days to acclimate the body to detoxification
2. The **Protocol 1000**, 21+ days depending on the length it takes to heal from a disease
3. The **Maintenance dosage**, 2 weeks to indefinite use throughout one's life

Although there are several variations of dosages and schedules to take ClO₂, a serious investigator should look at a minimum of 7-9 weeks or more of using this supplement in order to document the results of detoxification and healing. It is also recommended that before starting, you should write down an inventory of your personal health, listing any and all ailments that they suffer from. This list would serve as a baseline of where one was at the beginning of the experience.

Here is a Sample Personal List to give ideas of what a typical middle-aged person might suffer from. These may not be deadly issues but they are normal health hassles:

Trouble Sleeping at Night	Migraine Headaches about every 2 weeks	Skin Rash - Eczema	Constipation & Hemorrhoids	Gluten Intolerance
Concussion-related symptoms	Alcohol or Caffeine Addiction	Brain Fog	Occasional yeast infections	Sinus or Allergy issues
Pre-Diabetes	Allergies to foods or animals	Early Arthritis	Acid Reflux	Canker Sores

Although Children and young adults may be in a more healthier part of their lives, there are several common items that could affect their ability to function well. Some of these have become much more common in the past 20 years:

Depression and Anxiety Disorders	Inability to Sleep at night	Chronic Ear Infections	Chronic Strep Throat	Food Allergies
Gluten Intolerance	Gastroenteritis	Air Allergies	Overall Mess inside with digestion	Lyme, MS or Some Other Mysterious Illness

[Brighteon.com Video Channel:](https://www.brighteon.com/channels/bhstone7/playlists?page=1)

<https://www.brighteon.com/channels/bhstone7/playlists?page=1>

In the case of each health issue, there is a complex set of personal and physiological body systems involved. Some of it may come from a lack of restful sleep, poor decisions in their life, an unhealthy and stressful environment or even eating foods that are toxic or otherwise unhealthy for the body. Anyone could improve how they feel by trying to get enough sleep, keep away from high-stress situations and relationships and eating better. However, if you are already doing these things and still suffer from chronic issues, this is where ClO₂ can help a lot.

The Chlorine Dioxide approach to health does not address these complex interactions with a person's health or medical needs. In fact, the fundamental assumption when working with CD for health is that **the body knows how it is supposed to work and it knows how to heal itself if it is cleared from toxic things**. It is an expert at digesting food, healing from infections, clearing out waste, keeping cancers and tumors from growing etc. It also knows exactly how to produce hormones, enzymes, acids and antibodies at just the right amounts to keep us functioning properly. All of this is done at a subconscious-level where, even when we are asleep, playing a video game on our phone, or in an animated conversation with a friend, it can still function perfectly. This assumption is all good and well IF (and this is a big “if”) it is not clouded and hampered by foreign toxins to the body. **Once a high-level of toxins get into the body system, these complex systems start to get out of balance and malfunction or sometimes work against each of the individual parts**. This state of being out of balance is defined by Mark Grenon in his book “[Imagine a World Without Dis-Ease](#)”. He does not call sickness “Disease” but refers to it as “Dis-Ease”. He then goes on to define it by writing that “Dis-ease’ in the body is when the body is absent of or the removal of ‘ease’ comfort or problems”. He then goes on to demonstrate how the medical industry outlines thousands of different types of diseases, syndromes and conditions. He also explains that there are tens of thousands of types of treatments, medications and surgical procedures to treat them.

What is a toxin? It is defined as any substance or organism that can enter the body to the point where it hinders the proper function of cells, organs and body systems in a way that puts them out of their natural balance. Basically, it is anything that knocks a person out of “homeostatic” balance. What is Homeostasis? Here is a Wikipedia definition.

Homeostasis: the state of *steady internal, physical, and chemical conditions* maintained by *living systems*.^[1] This is the condition of *optimal functioning* for the organism and includes many variables, such as *body temperature* and *fluid balance*, being kept within certain pre-set limits (homeostatic range). Other variables include the *pH* of *extracellular fluid*, the concentrations of *sodium*, *potassium* and *calcium ions*, as well as that of the *blood sugar level*, and these need to be regulated despite changes in the environment, diet, or level of activity.

In Grenon’s book he explains that Homeostasis and Dis-Ease are opposites. He also explains that Chlorine Dioxide allows for the body to move towards Homeostasis. Now, this is not to

[Brighteon.com Video Channel:](#)

<https://www.brighteon.com/channels/bhstone7/playlists?page=1>

DIY with ClO₂

A Health-Guide for Making & Using Chlorine Dioxide in the Home

By Brian Stone, MBA, Ph D.

discount the importance of getting good exercise, rest and proper diet and avoiding high-stress relationships. Those are also important regardless of our age or health and they are great topics for many other books that are already written.

[Brighteon.com Video Channel:](https://www.brighteon.com/channels/bhstone7/playlists?page=1)

<https://www.brighteon.com/channels/bhstone7/playlists?page=1>

Chapter 5: The Most Common Regiments of Using it

Now that I have taken a little time to explain what CD is and how it works in the body, I want to now dive deeper into showing the general methods or “Protocols” that have been developed by some of the pioneers who have used this over the past two decades that are worth mentioning here. One specific system was developed by its discoverer, [Jim Humble](#) and a partner that I mentioned earlier, Mark Grenon. These Protocols are numbered 1000, 1000+, 2000, 3000 and 4000. The other system was developed by a biophysicist named [Andreas Kalcker](#) for the intent of producing hospital-grade Chlorine Dioxide (called CDS). His are titled Protocol A, B, C and so forth. The third system was developed by a lady named [Kerri Riverra](#), a mother of an autistic child. She specifically developed a system that had protocol doses and dietary recommendations for helping children who suffered from the Autistic spectrum.

In all three systems, the general idea is similar in that you are trying to introduce the chlorine dioxide to the diseased areas of the body in low and consistent levels. This is done either by drinking it, injecting it, applying it to the skin, enemas or isolating an exterior part of the body with the ClO₂ gas. After looking at the treatment-recovery data that is provided by all three groups, I would conclude that they all are successful at helping people improve and even recover from their conditions. The important part is to follow the regimented dosages and methods carefully and consistently. They have over a decade of experience with this and have helped many many people.

My intent in this book is to teach as simply as possible about one of the above systems so that the average person can learn and test it out for themselves. I have chosen the Humble/Grenon system because it is the simplest and most readily available to any who are willing to read the several books that these men have written. [Mark Grenon](#) has also produced hundreds of podcasts/webcasts and written 3 books where he freely teaches about these protocols and gives regular reports or “testimonials” from ClO₂-users about their recovery experiences.

As a part of my preparation for this book I have read several books and taken tedious notes on the main protocols that were developed and revised over time. I have also listened to and watched hundreds of hours of Grenon’s pod/video casts to review the systems and results from actual people that he has worked with. Additionally, I began taking my own dosages and recording my experience with it to verify similar effects. Finally, because of my positive experience with taking Chlorine Dioxide, I started my own video channel so that I could both learn and demonstrate to others how to make and use this to help better their health. However, my intent here is not so much to show what I have done and experienced with it. It is more to show what hundreds of others have done and accomplished through their use of it. The niche that I am trying to fill here is to give a short (around 100 pages) reference guide that can be used to make and use CD correctly in the home. I also want this information preserved to the public because over the past 3-4 years, most of the videos and books by Humble, Grenon,

[Brighteon.com Video Channel:](#)

<https://www.brighteon.com/channels/bhstone7/playlists?page=1>

Kalcker and Riverra have all been silently removed from YouTube, Amazon.com, Vimeo, and Facebook. They have, in many cases, had their bank accounts and other payment accounts closed because of their work. Additionally, Kalcker has had his Doctorate degree rescinded and all four of them have been attacked greatly by the Media. (I think it's nice that the "Powers that be" work in tandem with their partners so that us common people can see the breadth of their influence).

The Top 3 Regiments - In sequence

As mentioned earlier, the three main Protocols that are most commonly used for the first time are listed below. I will explain the basics of each one and post a link to a video where I explain more about it and show how it is mixed and taken. If you have already read through and watched the video on how to properly [make a single drop of ClO₂](#) to drink, then you are ready to learn about these three. They are as follows:

- | | |
|--------------------------------------|------------------------------------|
| 1. STARTUP PROCEDURE | 1-14 days |
| 2. PROTOCOLS 1000 & 1000+ | 21 or more days |
| 3. MAINTENANCE SCHEDULE | at least 2-4 weeks or indefinitely |

1st - Startup Procedure (Startup Protocol)

The startup procedure was formed as a means to give the body very tiny doses of ClO₂ in order to slowly ramp up its ability to do further detoxification cleansing. The key is to take a dose of drops and then wait to see if you have any nausea/diarrhea, and then take another dose an hour later. It usually starts by having a person make a 1-drop mix of Chlorine Dioxide and only drinking a quarter or half of that drink and waiting to see how the body responds (You can throw out the rest of that drop mix because it will be less potent the next time you are ready to take some). If you don't suffer from any excessive nausea or diarrhea over the next 60 minutes or so of taking a quarter or half of a drop mix, you can take another 1/4 - 1/2 drop mix and wait. The idea here is to try to take these tiny dosages over and over up to 5-7 times a day to get your body accustomed to the removal of pathogens and other toxic materials. Each person will respond at different levels to this kind of dosage because everyone has different levels of toxicity. One person may be very healthy and have little response and another person may have a slight kidney infection (excessive bacteria in their system without knowing it) and feel the nausea more than another. Also, if someone happens to be very sick and their body is in really bad shape, they will want to go slower than the suggested amounts just to make sure that their body has time to flush out to the kill-off of pathogens and toxins. Remember that Chlorine Dioxide is not masking pain or symptoms like pharmaceutical drugs might be programmed to do. It is literally removing the sources of the problem which must be flushed out of the body. As this is done, the pain or discomfort begin to go down. Typically, the reduction of pain is faster with it than it is with antibiotics.

The first time someone begins a Startup Procedure, it may seem more like a biology class lab where you are mixing a certain dose over and over and looking at the clock to see when you

[Brighteon.com Video Channel:](#)

<https://www.brighteon.com/channels/bhstone7/playlists?page=1>

should take your next drink. However, after you have some experience with it and understand what you are trying to do (detox your body at slow incremental levels without putting yourself into nausea/diarrhea shock), you realize that there is more of an art to it. The key is to get your dosages and schedule right and then pay attention to your body's response. In the end, you are really trying to get your body accustomed to where you can take 8 doses of 3 drops each. This is the Protocol 1000 level, which comes after the Startup Procedure. I have a video that walks through what to expect if it is your first time taking Chlorine Dioxide. These are below:

First Time Taking ClO₂ Video - [Starting Procedure](#)

<https://www.brighteon.com/e9a9a5b2-cd25-4188-8d50-9fd9abacf7cc>

Additionally, I have put down a few different schedules that you could consider following as a part of your startup schedule. These are just ideas on how to do it and not any type of prescription that has been done.

Startup “Slow and Easy”: I recommend something like this if you don't have any looming disease that needs to be addressed quickly. Wait 60 minutes between drops and always be ready to lower your dosage or stop for the day if you start feeling extra Herxheimer Reaction. (I'll Explain what a Herxheimer Reaction is following these schedules)

Day	First Dose	Second Dose	Third Dose	Fourth Dose	Fifth Dose
1	1/4 Drop	1/4 Drop			
2	1/2 Drop	1/2 Drop	1/2 Drop		
3	1/2 Drop	1/2 Drop	1/2 Drop	1/2 Drop	1/2 Drop
4	1 Drop	1 Drop	1 Drop	1 Drop	1 Drop
5	2 Drops	2 Drops	2 Drops	2 Drops	
6	3 Drops	3 Drops	3 Drops	3 Drops	3 Drops

7 - 8th day	Start with Protocol 1000 (3 drops each hour for 8 hours - 24 total drops) Remember the Golden Rules of Taking Chlorine Dioxide!
--------------------	-------------------------------------------------------------------------------------------------------------------------------------------

Startup “Let's Get Going Quick”: I recommend something like this if you really want to push it and get to the Protocol 1000. Keep in mind that if you are sick with something like a UTI or something more serious, the ClO₂ will start quickly to work on cleaning out your body of infections, toxins, bacteria etc. This means that you might feel a little sick (Nausea and Diarrhea

[Brighteon.com Video Channel:](#)

<https://www.brighteon.com/channels/bhstone7/playlists?page=1>

DIY with ClO₂

A Health-Guide for Making & Using Chlorine Dioxide in the Home

By Brian Stone, MBA, Ph D.

or more) during these first days. You don't want to make yourself feel "sicker" because of the ClO₂, so be ready to lower the dosage drops or stop for the day if you start feeling sick.

Day	First Dose	Second Dose	Third Dose	Fourth Dose	Fifth Dose
1	¼ Drop	¼ Drop	1 Drop	1 Drop	1 Drop
2	1 Drop	2 Drops	2 Drops	3 Drops	
3	2 Drops	2 Drops	3 Drops	3 Drops	3 Drops

4	Start with Protocol 1000 (3 drops each hour for 8 hours - 24 total drops) Remember the Golden Rules of Taking Chlorine Dioxide!
---	----------------------------------------------------------------------------------------------------------------------------------------

Always keep this in your mind while taking ClO₂. Every person is their own "Petri dish" of differing pathogens and other toxins which responds a little differently to the dosages. We all have differing levels of bacteria, viruses, infection and the like in us and we can't just give a standard dosage for someone during the Startup Protocol. It doesn't matter if someone looks healthy or physically fit. If they are full of toxins or candida, it may not always show. **It is not a race** to dump as many drops into you as fast as possible. If you have that mentality, you may end up exhausting your body from excessive diarrhea and vomiting so that you can't heal very well. You are trying to have a **steady flow of the Correct Dosages for your body** at that particular time. Let your body's response to the CD tell you if the amount is correct up until you reach the maximum of 3-drops per dose.



Who decides if that amount needs to be temporarily lowered? YOU DO! So, pay attention to how your body is responding to the dosages. Any schedule, like the one above is just a recommendation that you can follow to get started. From that starting point, you then adjust your dosages based on how your body is accepting the detoxification. Again, never more than 3 drops for a Protocol and always be willing to lower the next dose if you are feeling more than a slight "healthy" level of slight discomfort. If you push it too much and make yourself sick from Chlorine Dioxide, you could weaken your body to the point where it needs to spend more of its resources on recovering from excessive diarrhea and vomiting. And, if you are critically ill, taking it will add a little to the illness because your body is flushing out the killed pathogens and neutralized toxins that are infesting you. Always be willing to lower the dosages to keep your body from getting sicker than you felt before you even started taking it.

[Brighteon.com Video Channel:](https://www.brighteon.com/channels/bhstone7/playlists?page=1)

<https://www.brighteon.com/channels/bhstone7/playlists?page=1>

Working with Children

If you are working with children and want to use Chlorine Dioxide, I would suggest that you first have some experience with taking it yourself. It would really help if you understood how to take it and what it tastes like before asking a child to take it. Below is a table of reduced amounts of drops that can be taken by children if they are sick and starting out. Remember that 1/8th of a drop is really a half ounce liquid that was originally mixed with 1-drop in 4 ounces. To make this you would make a 1-drop mix in 4 ounces and then only give a half of an ounce of that cup. It is based on their weight and is barely enough to even taste at all. I have taken these amounts and the ClO₂ actually taste less like chlorine than tap water from the municipal systems.

Starting Procedure MMS1 Dosage Guide for Children				
Drops Per Hour	Day 1	Day 2	Day 3	Day 4
Babies less than 7 lbs (3.2 kg)	1/8 drop	1/8 drop	1/4 drop	1/2 drop
Children 7-24 lbs (3.2-11 kg)	1/8 drop	1/4 drop	1/4 drop	1/2 drop
Children 25-49 lbs (11-23 kg)	1/4 drop	1/4 drop	1/2 drop	3/4 drop
Children 50-74 lbs (23-34 kg)	1/4 drop	1/2 drop	1/2 drop	3/4 drop
Children 75-100 lbs (34-45 kg)	1/4 drop	1/2 drop	1/2 drop	3/4 drop

This table was taken from recommendations from Mark Grenon and Jim Humble's books. They have worked with parents and medical clinics treating children with Chlorine Dioxide for over 10 years each.

The Non-Conforming ClO₂ Taker

Sometimes, people starting out with dosages just jump right in and start taking 3-drop dosages. They might think that "More is better" so they take 5 or more drops at a time. We all know people like this and there are several accounts from people in the website mmstestimonials.co. This website is set up so that people can set up an account and post their own experience for the world to read about. There are hundreds of accounts at this site for all types of diseases treated with Chlorine Dioxide. It is good to know that taking 5 to 15 drops will not kill you or anything like that. In the early days of taking ClO₂, Jim Humble was recommending as high as 15-drop doses for people to take for the same sicknesses that are outlined for the Protocol 1000. That means that the dosages used to be as much as 5-times as high as what is now recommended. (The dose recommendation for Malaria is still 15 drops but most others are no more than 3-drops now). People still healed from their illnesses with that many drops of ClO₂. However, it was much more common for a person to have excessive diarrhea and even "Projectile Vomiting" in the process. Some people would get to that point and decide that this system was

[Brighteon.com Video Channel:](https://www.brighteon.com/channels/bhstone7/playlists?page=1)

<https://www.brighteon.com/channels/bhstone7/playlists?page=1>

not for them and then quit taking it. Ironically, they still got at least a little better from detoxing themselves to a point. In the end, after 24 years of learning from the dosage amounts and watching how people responded, it has been decided that 3-drops will help you to heal just as well as 5, 10 or 15 drops. The journey to healing is more pleasant along the way with these newer amounts.

With the above in mind, there are 3 main rules to follow to help you decide if you should adjust the dosages while taking Chlorine Dioxide. These are called the “Golden Rules” and I will cover them in the page or two below. But first, let me go through what it feels like when you are killing pathogens and flushing them out of your body. It is not a pleasant experience but it is a necessary part of the healing process. I call these the 3 H’s.

Understanding the 3 H’s

The 3 H’s actually mean very similar things but they are terms used to describe what is happening to your body when you start to remove toxins from it. They are called the [Herxheimer Reaction](#), the [Healing Crisis](#) and the [Homeopathic Aggravation](#). You can click on these terms to see some websites that explain more or do your own online search. If you are going to use Chlorine Dioxide and want to understand what to anticipate what you might be experiencing. I will summarize them explaining that you may actually feel kind of sick during the first few days of taking it. This is especially common when you start taking multiple doses per day. According to the Wikipedia description, the manifestations of these 3 H’s are a slight fever, chills, headaches, hyperventilation (which sometimes feels like anxiety), tachycardia (increased heart rate), and flushing (a form of hot flashes). It is important to understand that first, this is a commonly known medical process that happens and second, it will decrease after the initial few days of taking hourly doses of ClO₂. You just need to get through this part.

You may also feel a little sick every once and a while in the days after this initial period because the toxins in you are not all attacked at the same time. This probably won’t be so much as it was in the beginning though. The reason for this is because some toxins and pathogens are deeper in the tissues or biofilm or possibly in your fat within your body which take some time to be reached by the ClO₂ molecules. As these layers and biofilms are removed, more toxins might be uncovered and dissolved. This is normal and even expected as you are trying to rid these things from your body through your digestive system. This slight to moderate level of feeling sick is a kind of guide for you to know if you should temporarily lower your dosages until your body recovers. This is why I have come up with the saying to **“let your gut be your compass” when taking Chlorine Dioxide.**

Let your gut be your Compass

When taking ClO₂, there are various symptoms of the Herxheimer response but the more common one is a bit of nausea and diarrhea. So, pay close attention to how you are feeling over each 2 hours after a dose. It is important to understand that there is a “healthy-level” of this if it

[Brighteon.com Video Channel:](#)

<https://www.brighteon.com/channels/bhstone7/playlists?page=1>

is manageable when you are taking hourly doses (like you would be in the protocol 1000). However, if your body has too high of a level of nausea/diarrhea, your body begins to weaken and your immunity lowers down. It's kind of like Han Solo, in the movie Star Wars. He paid attention to his insides to let him know if something bad was in the works. Of course, he usually came out fine in the end because he paid attention to his gut feelings, kept pushing forward and adjusted as he needed to (which is probably why Han shot that alien first in episode 4).



When I did my first Startup Procedure and then moved on to the Protocol 1000, I really didn't notice much of a Herxheimer's reaction. Outside of periodic sinus issues, I was in ok health and was mostly curious to see what would happen. It wasn't until about the 2nd or 3rd day taking multiple doses (Protocol 1000) when I had my first "loose bowel" experience. Basically, it feels like you need to go to the bathroom to have a bowel movement and then you find that it is actually a very loose bowel movement. That is about it.

As the days went on with the protocol, I found that I felt fine in the mornings and by the afternoons, after about the 4th or 5th dosage of 3-drops, I had a very loose bowel movement. It wasn't like that every day but it was an off-and-on experience through the 21-days of the protocol. I will also note that some of these bowel movements had a smell that was not normal for a bowel movement. I bring this up because I have worked with others that have noticed the same chemical-like smell in the loose stools. Chemically speaking, one could question if this smell comes from ClO₂ that was drunk throughout the day. However, this should not be possible because within an hour and a half, all of the bonded atoms of the ClO₂ mixture would have separated into trace amounts of Oxygen and Chlorine. From there the Oxygen enters the bloodstream and the Chlorine bonds with other atoms to either make Salt (NaCl), Hypochlorous Acid (HClO) or other trace mineral bonds. My best guess is that the chemical smell actually comes from the dead pathogens and toxins that are being flushed out. These could be parasites, or fungus or bacteria parts that are dead and decomposing. They could also be other broken down toxins exiting the body. Either way, I am pretty sure that telling the world about my diarrhea experiences here is one of the most embarrassing things I have ever done. It is worth it if it helps others to understand and anticipate what might happen to them.

Before moving on from the Herxheimer's reaction, I should note that there have been some extreme cases with this body response. There have been cases where people had large amounts of parasites or experienced food poisoning and took Chlorine Dioxide for recovery. Oftentimes they had been very sick with something for months or years and were willing to try something very different to treat it. From their first dosages, these people experienced projectile vomiting and/or extreme diarrhea shortly after. If someone had been poisoned, this ClO₂-induced vomiting is an important part of getting the poison out (The ER would pump the stomach of a poisoned person...something that is even more uncomfortable). In the cases with extreme parasites, the vomit and diarrhea sometimes consisted of actual worms that were in the person's

[Brighteon.com Video Channel:](https://www.brighteon.com/channels/bhstone7/playlists?page=1)

<https://www.brighteon.com/channels/bhstone7/playlists?page=1>

body. As gross as this sounds, the people that extruded the worms felt much better shortly after getting this material out of them and went on to be pathogen-free after continuing their dosages.

The 3 Golden Rules While Taking Chlorine Dioxide

The three golden rules are a way to understand when you should lower your dosage or if you should raise it back up. It applies to most circumstances where you are taking it. This includes the Startup Procedure, the Protocol 1000, 1000+, 2000, 3000 and 4000. These rules are so important that I made a whole tab [on my spreadsheet](#) dedicated to what they are. If you understand how these rules work, you will see that it is more a way of thinking instead of a set of strict rules. Here are the rules that you need to think about while drinking doses of Chlorine Dioxide:

Rule #1

If your Symptoms are improving? Do not change anything.
Continue with what you are doing.

Rule #2:

If you are feeling worse (with prolonged nausea or diarrhea),
reduce your Chlorine Dioxide intake by 50%...but keep taking it.

Rule #3

Not getting better or worse? If there are no signs of improvement,
go to the next increase in dosage or go to the next level up of
protocol. (Highest dosage is still on 3-drops for most Protocols)

The golden rules apply to almost any time you are taking doses except for a couple of specific situations. One of these situations is when you have Malaria and the required dosage is a 15-drop mix. This level of drops is relatively high and it may very likely make you feel sick. However, the nature of this disease is such that a strong punch is needed to knock out the parasite that would be infecting you. The other situation is when you think that you have food poisoning or an oncoming sickness. In these two cases, a 6-drop dose is recommended followed by another 6-drop dose. Although it is your decision to make, you should strongly consider taking that second dose, even if you are not feeling very well. With food poisoning, for instance, it is possible that puking and having “the runs” is what the body needs to do to get the toxic food out of you. They are efficient and natural ways that your body uses to eject poison from itself.

[Brighteon.com Video Channel:](#)

<https://www.brighteon.com/channels/bhstone7/playlists?page=1>

#2 - Protocol 1000 - The basic detox and procedure for so many illnesses

Now that you understand some of the ins and outs of what to expect with starting Chlorine Dioxide, the next thing to do is learn about the most commonly used protocol. The title of a “Protocol” is just a term that means something that is formally measured and done in the same way. Protocol 1000 is done by doing the following steps:

1. Do the **Startup Procedure** for enough days to be comfortable to take multiple doses in a day.
2. Start the **Protocol 1000**: Mix 3 drops of the Activator (mix bottle A) with 3 drops of the NaClO₂ (Mix Bottle B) in a dry glass or clay coffee mug. Be sure that the drops are placed on top of each other so that they mix.
3. Let the drops sit for **20-30 seconds**.
4. **Add 4 oz of water** or approved juice (Simply Apple or Simply Cranberry are my favorites)
5. **Drink** the dosage
6. Wait **60 minutes**.
 - a. Pay attention to if you have much of a Herxheimer Reaction. If it's not too bad, go to the next step. If you are having more than just a little nausea or diarrhea, reduce the next dose by half, but keep taking it.
7. Do all of the above again until you have taken a total of **8 doses in a day**.
8. Do this daily for **21 days or longer** until the illness has been remedied.

Here is a basic schedule of how your day might go with the Protocol 1000

	Dose 1	Dose 2	Dose 3	Dose 4	Dose 5	Dose 6	Dose 7	Dose 8
Option 1	10am	11am	Noon	1pm	2pm	3pm	4pm	5pm
Option 2	6am	7am	8am	9am	10am	11am	Noon	1pm
Option 3	Noon	1pm	2pm	3pm	4pm	5pm	6pm	7pm

If you were to follow the protocol 1000 instructions exactly, you will have taken a total of 504 drops of ClO₂ over a 21-day period (24 drops a day x 21 days = 504). That is just under an ounce of Sodium Chlorite drops. But remember, **the goal for the Protocol 1000 is NOT to get all of the drops into your body in 21 days**. If you just drink and drink and drink 3-drop doses every hour like the instructions say, without paying attention to how your insides are feeling, you may actually weaken your digestive system from too much diarrhea which will then weaken the rest of your body. (Healing will not slow down). It is not a race to finish 504 drops and you shouldn't rush things when your body is telling you that it is struggling to get a load of toxins out. The **goal IS to give your body a consistent amount of ClO₂ that it**

[Brighteon.com Video Channel:](https://www.brighteon.com/channels/bhstone7/playlists?page=1)

<https://www.brighteon.com/channels/bhstone7/playlists?page=1>

can handle for 21 days or longer. Many doses will be 3-drops but several might be 2 or 1 drop depending on your level of nausea/diarrhea. Pay attention to how your body is responding and adjust the next doses accordingly.

I have seen people go too fast through their Startup Procedure, then they panic when they have Herxheimer reaction symptoms while doing a protocol. For example, one man with a skin condition thought he was having an allergic reaction with Chlorine Dioxide because he was experiencing some burning on his skin and some heart beat issues (tachycardia). He stopped taking it and decided to use it on his skin for a while instead of drinking it. Another woman asked if she should stop taking it in the first few days because she was feeling anxiety and hot flashes; things that she didn't normally feel before. A third woman started feeling stressed and agitated by her third day and decided that she would not continue taking it because she felt that she had too much going on to focus on the dosages. Regardless of what symptomatic experiences you might have while starting this, just remember two things. First, the symptoms of the H's are expected and you can prepare to anticipate them. Second, ***you are in charge of the dosages*** and should lower them when you are feeling the stress on your body system. Cut it in half if you need to, or more on the following dose. Just keep the flow of CD going, no matter how small. You will get over this part and start to feel much better soon.

Here is an instructional video that talks about the Protocol 1000 and the Protocol 1000+. The Protocol 1000+ is explained in a future chapter.

<https://www.brighteon.com/cob9ffb5-1669-4e7c-959f-66b5522cb499>

Things to Avoid while Chlorine Dioxide is in your body

When taken in your mouth, chlorine dioxide will remain in your body for up to 1.5-2 hours before being completely gone and unmeasurable. By that time, it has turned into oxygen and chlorine (which turns to about 2 grains of salt per drop or other trace minerals) and you are ClO₂ free. So, as you take it in the Protocol 1000, you then have it in your system consistently for about 9.5 - 10 hours each day. During this period, it is helpful to not put certain things in your body that will neutralize the strength of the molecule. The following is a list of things to avoid while your body has Chlorine Dioxide in it.

Things that Neutralize the Potency of Chlorine Dioxide

Antioxidant Supplements	Milk Products	Alcohol	Coffee
Orange And Coconut Juice (and any juice with added vitamin C or ascorbic acid)	Mineral Supplements	Vitamins	Chocolate (Cacao)

[Brighteon.com Video Channel:](https://www.brighteon.com/channels/bhstone7/playlists?page=1)

<https://www.brighteon.com/channels/bhstone7/playlists?page=1>

DIY with ClO₂

A Health-Guide for Making & Using Chlorine Dioxide in the Home

By Brian Stone, MBA, Ph D.

Now this doesn't mean that you can't have any of these above items while on a protocol. It just means that you shouldn't put them in you during the period of having ClO₂ in your system. You can drink milk, for instance, with ClO₂ but it just neutralizes the effects of the molecule and it does you no good. There have been people who take Chlorine Dioxide for months with no improvement in health because they didn't realize or follow these rules. So, if you need to have things from the above list in your day, take them **outside** of the dosages. This means either a couple of hours before starting your daily dose or wait until 2 hours after your last dose.

The table on the next sheet shows many of the types of diseases that the Protocol has been used to treat.

[Brighteon.com Video Channel:](https://www.brighteon.com/channels/bhstone7/playlists?page=1)

<https://www.brighteon.com/channels/bhstone7/playlists?page=1>

What Can the Protocol 1000 Treat?

Acid Reflux	Bipolar Disorder	Diabetes	Fibroids	Hemorrhoids	Kidney Diseases	Restless Legs Syndrome
Acne	Brain Injury	Diarrhea	Fibromyalgia	Hepatitis	Kidney Stones	Rheumatoid Arthritis
Allergies	Bronchitis	Diverticulitis	Fracture	Hives	Mad Cow Disease	Rheumatic Fever
ADHD	Bursitis	Down Syndrome	Flu	Hyperglycemia (High Blood Sugar)	Migraines	Ringworm
Altitude Sickness	Canker/Cold Sores	Drug Abuse	Gallbladder Disease	Hypertension (High Blood Pressure)	Mononucleosis	Rosacea
Alzheimer's Disease	Carpal Tunnel	Dysfunctional Uterine Bleeding	Gallstones	Hyperthyroidism	Osteoarthritis	Severe Acute Respiratory Syndrome (SARS)
Andropause	Celiac Disease	Dyslexia	Generalized Anxiety Disorder	Hypothyroidism	Osteomyelitis	Sinus Infections
Anorexia Nervosa	Cholesterol	Dengue Fever	Genetal Herpes	Influenza	Osteoporosis	Skin Rash
Anorexia Nervosa	COPD	Eating Disorders	Genital Warts	Insulin Dependent Diabetes Mellitus	Ovarian Cyst	Smallpox
Arthritis	Congestive Heart Failure	Eczema	Glomerulonephritis (Nephritis)	Iron Deficiency Anemia	Parkinson's Disease	Staph Infection (MRSA)
Asperger's Syndrome	Crohn's disease	Endometriosis	Gonorrhea	Irritable Bowel Syndrome	Peptic Ulcers	Strep Throat
Asthma	Candida	Enlarged Prostate	Gout	Itching	Pink Eye	Syphilis
Back Pain	Conjunctivitis (Pink Eye)	Epilepsy (Seizures)	Herpes	Joint Pain	Polio	Tuberculosis (TB)
Bad Breath	Deep Vein Thrombosis	Erectile Dysfunction	Headache	Juvenile Diabetes	Pneumonia	Ulcers
Baldness	Depression	Eye Problems	Heart Disease	Juvenile Rheumatoid Arthritis	Psoriasis	UTI & Yeast Infections

Now, after reviewing this above list you might be inclined to say “What the...? How can something that helps Syphilis also help with ADHD? What the heck does a UTI have to do with diabetes or restless leg syndrome? You crazy man!”, or something like that. **Remember that Chlorine Dioxide is not a cure to these diseases! It is a Pathogen and Toxin Cleaning crew** that neutralizes the poisons in your body and then **leaves a load of Oxygen and some Chlorine for your body to accelerate its healing and tissue recovery.** This happens with every dose that you take and it is all gone out of your body within 1.5-2 hours. With each dose that you take, your body is given better leverage to be able to heal itself. **It is**

[Brighteon.com Video Channel:](https://www.brighteon.com/channels/bhstone7/playlists?page=1)

<https://www.brighteon.com/channels/bhstone7/playlists?page=1>

the body that heals itself when it is not disrupted by the pathogens and other toxic material that enters in it. Give it a chance to prove itself and you will see what it can do.

Protocol 1000 with Children

As I mentioned earlier in the Startup Protocol, any parent or guardian should have experience taking Chlorine Dioxide on their own before using it with their kids. It will help you to be more knowledgeable and compassionate towards what they are tasting and ingesting. You should also get over all of the FDA warnings and just use some common sense and actual science data instead of the fear tactics that they use. It is very clear that modern pharmaceutical companies use Chlorine Dioxide to treat people's sickness, as shown in Chapter 2. I am not giving medical advice here but I am encouraging you to learn and experience a simpler way towards healing from sickness.

Here is a table demonstrating suggested amounts that you can give a child for the protocol 1000. Notice that the drops are again based on the weight of the child and that you would start with a single drop mix of ClO₂ and then only give a portion of that 4-ounce drink to them.

Protocol 1000 MMS1 Dosage Guide for Children	
Weight	MMS1 Drops Per Hour
Babies weighing less than 7 lbs (3.2 kg)	1/2 drop per hour the first day of Protocol 1000, then work up to 3/4 drop per hour for the remaining 21-day period of protocol.
Children 7-24 lbs (3.2-10 kg)	1/2 drop per hour to start and work up to 1 drop per hour for the remaining 21-day period.
Children 25-49 lbs (11-22 kg)	Start with 3/4 drop per hour and work up to 1-1/2 drops per hour for the remaining 21-day period.
Children 50-74 lbs (22-33 kg)	Start at 1 drop per hour and work up to 2 drops per hour for the remaining 21-day period.
Children 75 lbs (34 kg) and over	Start at 1 drop per hour and work up to 3 drops per hour for the remaining 21-day period.

DMSO: The "Plus" in the Protocol 1000+

The Protocol 1000 and 1000+ are very similar except for one thing. The Protocol 1000+ includes something called DMSO, Dimethyl Sulfoxide to be taken at the same time as the 8 Chlorine Dioxide dosages a day. It comes in a clear liquid form or gel that has a percentage tied to it. The highest percent will be something like 99.999% whereas you can also buy it at lower potencies like 70% or lower. You can also easily dilute DMSO from a higher level to a lower level with distilled water. It is considered to be a "jack-of-all-trades" ointment that treats several

[Brighteon.com Video Channel:](https://www.brighteon.com/channels/bhstone7/playlists?page=1)

<https://www.brighteon.com/channels/bhstone7/playlists?page=1>

things in the body like inflammation, bruising, sprains, concussions and even strokes. It was a hot new drug back in the 1960's that mysteriously was shot down by the FDA and not allowed to be used with general medical prescriptions in the U.S. However, because of its usefulness, it was heavily used since then for livestock and veterinarian work. It is also quietly used in many professional sports because it is simple to have on hand and it also helps to heal injuries faster. There are some great videos that cover the controversy on it along with its effectiveness. [60 minutes video](#) There are also several good books on how to use it which are very helpful. Lastly, you can find DMSO online to purchase, at walmart.com or at a store where they sell livestock equipment and feed.

DMSO is made from tree sap and other materials within pine and other trees that are used in making paper. Some websites call it a "bi-product" of the paper industry but I think that this is a misinforming way to describe it. To call it a bi-product of an industry makes it sound like it is some kind of waste material that is a pollutant or garbage to be thrown away. With this logic, we could say that apple cider vinegar is a bi-product of the farming industry because it comes from rotting apples. In the cases of DMSO and Apple Cider Vinegar, they are inexpensive to produce, they do wonders for the body's health and no one is going to make a lot of money selling it. That is why you don't see it in the medicine aisle in a grocery store. However, it really does wonders for the body if you understand how to use it.

DMSO is used medically in three different ways. It is either taken through the mouth, put on the skin "topically" or given through a needle. In this book I only focus on drinking it and putting it on the skin. With each of these methods for taking it, you need to understand that the dosages of DMSO are usually very small. Drops or, at most, a teaspoon. You can take it with water or another liquid without any other medicine. Most of the ClO₂ dosages that I have used with DMSO have had it at 70% dilution but you can try it at a higher level if you are experienced with taking it. It also has one conspicuous side effect. It is said that the DMSO liquid tastes like oysters and leaves your breath smelling a little like garlic for some hours after. So, you may not want to use this stuff before going on a date.

A Penetrating Solvent, a Carrier and a Healer all in one

DMSO is also a natural solvent. If you put it on your skin, it immediately starts to work its way through the pores and other layers into your bloodstream. It doesn't kill your skin, but if the potency is 99% and you put too much on you, it could make the skin have a bit of a burn like sunburn. I could tell a funny story about my wife's face and DMSO but she wouldn't appreciate it. She survived it though. Now she only takes it if I give her a foot massage with DMSO and coconut oil. It is a great soother and relaxer after a long day on the feet. (I am leaving this reference to her to see if she ever reads this book.) For this reason, it is good to make sure that your skin is not too sensitive to it and that you only put on a small amount at a time. I usually put it on my ankle or leg and let it work its way through my body internally. Once it is on your skin or in your mouth, it can penetrate both skin, flesh, organs, veins and even the material around the brain known as the Blood-Brain Barrier. It only takes between 5-15 minutes to do this and the inflammation and pain are greatly reduced. This penetrating power is one of the

[Brighteon.com Video Channel:](https://www.brighteon.com/channels/bhstone7/playlists?page=1)

<https://www.brighteon.com/channels/bhstone7/playlists?page=1>

reasons why it works so well because once it is in your system, it gets to places that even your bloodstream can't easily reach. If you take DMSO orally, you can do it alone or diluted with most types of liquids. Don't be afraid of it though. It really is great stuff!

When it is mixed with other medicines, DMSO has the ability to push the medicine more thoroughly through all parts of the body beyond just the bloodstream. Hard to reach areas inside the brain, in the tendons and ligaments are all better accessed when you take a medicine with DMSO. Additionally, you can put a medicine, like Chlorine Dioxide, on your skin and then apply DMSO to push it into that area of flesh in your body and into your bloodstream. This has been very helpful for specific area-treatments of arthritis or tumors.

Other DMSO Research

In some future edition of this book, I will probably dedicate a whole chapter of the book to DMSO. If you didn't look at it scientifically, you could say that it is magical as it works against chronic pain, bruising, wounds, concussions, arthritis, any inflammation, frostbite, burns, cancers, stroke recovery (especially right after), and the overall healing of damaged tissue. Back in the 1960's-70's, DMSO was a very promising substance to be used for medicinal purposes. There was a lot of research put out with it from the U.S, Russia, Japan and other countries at this time and they were having great success with treating the above health issues in this paragraph. In [Mark Grenon's second book](#) on Chlorine Dioxide, he says that it has the ability to reduce "autoimmune antibodies that damage or destroy human tissue" and that "it prevents free radicals from destroying lubricating fluid in the joints." However, the FDA has mysteriously only approved [one or two medical uses for it](#). I also found that DMSO was turned down at least three times for Investigational New Drug (IND) applications. Yet I have not found anything dangerous about it other than the need to be careful about the quantity and skin sensitivity (as with any medicine). It is used in medical research for the preservation of live materials and transportation of transplant organs. It preserves live flesh very well, especially against cold temperatures. There are several stories about [professional athletes](#) still using this since that time. However, they are very careful about discussing what additives and supplements they use. It is a touchy subject because of the various banned substances. (I couldn't find DMSO being banned by any sports organizations though) Veterinarians use it quite a bit when working with animals. It is especially used with horses in horse racing. I put a tab in my spreadsheet link with some of the more practical uses of DMSO. It is called "DMSO Treatments". Feel free to spend some time online reading through the benefits of it from the natural medicine practitioners. I still think that there is some magical pixie dust in it too.

DMSO video on what it is and how to dilute your own from 99.99% to a lower potency:

<https://www.brighteon.com/c1e41e0c-b609-4ae6-9652-ffa21474cda7>

[Brighteon.com Video Channel:](#)

<https://www.brighteon.com/channels/bhstone7/playlists?page=1>

#3 - Protocol 1000+: The DMSO Boost

Because the Protocol 1000+ dosages of Chlorine Dioxide are identical to the Protocol 1000, I will refer you to the schedule of the Protocol 1000 to review what amount is needed. Simply a 3-drop mix of ClO₂ with 4 oz of water every hour for 8 doses. The addition of DMSO is done by adding drops of 70% DMSO to the drink **after** the 4 oz of water have been added. It is important to remember the timing on this. First mix the drops, wait 20-30 seconds, add 4 oz of water and THEN ADD DMSO. Then you drink it.

How many drops of DMSO? Well, I would suggest only starting with 1-drop for a dose of ClO₂. You need to see how your body responds before increasing it. If you seem ok with it, you can increase it to 2-drops of DMSO on the next protocol 1000+ dose. Use the same Golden Rules with DMSO as you do with Chlorine Dioxide. If you feel sicker with the DMSO drops than you did before taking any of the supplements, then ease back on the DMSO drops. If you are feeling ok with the current drops, then you can increase DMSO. In the end, you can put up to 3-drops of DMSO for every 1-drop of CD (3 to 1 ratio of DMSO to CD). In other words, if you are taking a protocol 1000+ dose of 3 drops of CD, you can also take up to 9-drops of DMSO with that drink.

Overall, I like to think of the DMSO as the escorting guards of Chlorine Dioxide. If the Chlorine Dioxide were some kind of heavyweight boxer heading to the ring, the DMSO is the crew of bodyguards that push people and things out of the way so that the boxer can get to the ring more quickly and easily. Lastly, in the case of people with liver cancer, you would need to check for the slight chance of the body not being ready for DMSO. I cover this issue in [my DMSO video](#) at about the 32-minute mark.

Here is a Review Video of the Protocol 1000 and 1000+

<https://www.brighteon.com/cob9ffb5-1669-4e7c-959f-66b5522cb499>

[Brighteon.com Video Channel:](#)

<https://www.brighteon.com/channels/bhstone7/playlists?page=1>

#4 - The Maintenance Schedule

The maintenance schedule is pretty simple and straightforward as regimens go with Chlorine Dioxide 1. It is a Chlorine Dioxide dosage to be taken regularly if you are not on a specialized protocol. It is suggested to be taken for months, years or even indefinitely to help your body keep its immunities up and fend off attacking pathogens. It does not necessarily make it so you never get sick, but it does make you stronger against the possibility of getting sick.

Below is a table that shows how much and how often you could take this Maintenance Dose. Your age and your weight are the main factors that decide how many drops and how often.

Maintenance Dosage Recommendations	
Suggested to be taken at bedtime	
CHILDREN	Daily Dosage
12lbs or less (5.5 kg or less)	1 drop daily
12-24lbs (5.5-11kg)	2 drops daily
25-49lbs (11-23kg)	3 drops daily
50-74lbs (23-34kg)	4 drops daily
ADULTS	Daily Dosage
Adults 60 years and over, 100 to 200lbs	6 drops daily
Adults 60 years and over, 200lbs and over	8 drops daily
Adults under 60, 100 to 200lbs	6 drops 3x a week
Adults under 60, 200lbs and over	8 drops 3x a week

Remember that the “Drops” are a mix of the Sodium Chlorite and the Acid activator. If you are above 200 pounds, you take an 8-drop dose. However, if you are under 200 pounds, you take a 6-drop dose. If you are over 60 years old, you would take the dosage every day. Under 60 years of age would only need the dosage every two to 3 days.

For children and very tiny people, the table shows how you would adjust your drop amounts based on their weight. Hopefully this is a pretty straightforward description of how you would give your kids a dose. I personally do not have any experience with giving little kids dosages because mine are all older. Ironically, my children who have taken Chlorine Dioxide decided only to take it when they were having some kind of chronic health problem. The others are not as interested. I guess that is how we sometimes learn to change our paradigm...from pain and crisis.

[Brighteon.com Video Channel:](https://www.brighteon.com/channels/bhstone7/playlists?page=1)

<https://www.brighteon.com/channels/bhstone7/playlists?page=1>

Below is a video explaining the basics of the Maintenance dosage.

[Maintenance Schedule Basics](https://www.brighteon.com/07c9ce92-bd75-43ef-8570-3338cb7f8979)

<https://www.brighteon.com/07c9ce92-bd75-43ef-8570-3338cb7f8979>

So, for me, a guy under 60 years old but over 200 pounds, I mix 8 drops of the A and B bottles and let it activate for 20-30 seconds. Then, I add a cup of liquid to drink it. I do this three times a week (or every other day because I forget when I took it last) because I am only in my 50's. This number of drops in a drink is pretty potent and the taste is strong. Because of this, I made a video that shows how to take the maintenance dose in a capsule to bypass the nasty flavor.

[Maintenance Schedule with Capsules](https://www.brighteon.com/60ee946c-3230-45c5-8524-11074af83063)

<https://www.brighteon.com/60ee946c-3230-45c5-8524-11074af83063>

There have been people who question how long you should be on Chlorine Dioxide in general. Their real question may be trying to find out when to stop taking it. I have found two sides of people to answer this question. First, the people who suggest not taking it for long periods of time are those who have either taken it here and there and are just being careful. I have not found anything that shows that it is dangerous to take for extended periods of time. On the other hand, there are several people that have either testified online or actually written books about Chlorine Dioxide who continue to take it for years and decades. The fact that these people are still alive and fairly healthy tells a lot. For me, I tend to side on taking it indefinitely. When I look at the byproducts of it (Salt or Hypochlorous Acid, and Oxygen), I don't see any danger in having trace amounts of that in me for the rest of my life. Additionally, I do see myself taking on more toxins and pathogens at a daily rate for the rest of my life through air pollutants, non-organic foods, metals, glyphosate laced foods and the normal viruses and bacteria that are constantly floating around. It just makes sense to me to give my immune system greater help in my life's journey. Especially since it is going to cost me a total of only \$200-300 in materials for the whole rest of my life to pay for it. I paid more than double of that amount *per month* to give my family medical insurance when I self-employed back in the early 2000's. Below is a video that also talks about how long one should take Chlorine Dioxide.

<https://www.brighteon.com/afe3e938-9c48-4d0d-990f-b56b650a7b59>

Also, I have a video of an older man, Alan Keys, who gives his experience with taking ClO₂ regularly:

<https://www.brighteon.com/e2d2da04-03f0-4066-a456-2bc16b7d6df6>

[Brighteon.com Video Channel:](https://www.brighteon.com/channels/bhstone7/playlists?page=1)

<https://www.brighteon.com/channels/bhstone7/playlists?page=1>

Chapter 6: Yuck! What to do about that bitter taste.

“Ah dad! I can smell it again. Are you taking more of that stuff?” That is what my kids say as I mix a dose of Chlorine Dioxide at the kitchen table and they walk by. They think that I am a weirdo who is a wanna-be-chemist. But hey, if I wanted to be a chemist, I would do it for the money. Not for some sour tasting snake oil home-brewed concoction and a free book to give away. Being around this smell and flavor is a price to pay when taking your personal health more so into your own hands. It is also about healing from diseases for pennies, instead of hundreds or thousands of dollars. (Oh, sorry. I’m ranting again)

But truth be told, Chlorine Dioxide tastes terrible! You can get somewhat accustomed to the taste but it never gets sweet. It's not just the chlorine flavor of it but also the jolt that you get in your body as the flavor hits your brain. The taste issue is probably the number one complaint about ClO₂ that I have heard from people who are trying to treat minor illnesses. Interestingly, if you are really sick, the taste tends to not be as much of an issue. Maybe it is because you have felt some real pain and the little annoyances, like sour flavor, are not so bad.

So, in response to the complaints by the newbies about the flavor, I made a short chapter that will help someone prepare a way to minimize the flavor issues. Here are my top 5 ways to deal with the taste as a drink:

1. **Hold your nose:** Grit your teeth and hold your nose for about 30 to 45 seconds while taking the dose. You don’t have to physically pinch your fingers on your nose but just don’t breath through your nostrils. Then, while still holding your nose, drink a little water or approved natural juice to wash it down after you have swallowed the mixed dosage. Also, rinse your mouth with that second swig of water. I start with this method because when taking a protocol,



there are always times where you have nothing else but a glass of water or a drinking fountain to dilute and drink your ClO₂. Maybe you are at school or work or running errands and you know that it’s time to take another dose. If you can master this method, you will be prepared for any situation where you need to take a dosage.

2. **Eat a slice of an apple with the drink:** Apples do not completely cover the taste of Chlorine Dioxide but they do have a kind of magical power to mask the jolt of chlorine-like flavor. If you are taking multiple doses a day (like with a protocol), you may want to cut an apple up into slices and take it around with you in a little bag. Then, you can eat a slice with each dose. Especially if you take a small bite of an apple before drinking your dose and chew it up in your mouth spreading out the apple throughout your



[Brighteon.com Video Channel:](https://www.brighteon.com/channels/bhstone7/playlists?page=1)

<https://www.brighteon.com/channels/bhstone7/playlists?page=1>

mouth. Then, drink the dose and swallow the drink with the first bit of apple. Immediately after that, put the rest of the slice of apple in your mouth and chew it up spreading it out. Then swallow everything. It might also help to not breathe through the nose during this. You can see what works best for you with an apple.

3. **Mix your dose with Juice:** Not just any juice. It needs to be a natural juice that fits 3 important requirements. First, it cannot be juice “from concentrate”. Second, it cannot have any added vitamin C or ascorbic acid. Third, it cannot be coconut water or orange juice (My guess is it can’t be any citric juice but I don’t remember if the books that I have



read stated that). Now, as you walk the aisles of a store looking for a juice that falls within this simple set of requirements, you will probably see that there are only 1 or 2 brands in the whole store in the U.S. Most stores carry the brand Simply Juice which makes several flavors.

However, if you actually read the labels on the back of this brand, you will find that only the Cranberry and Apple flavors fit the need nicely. This bottle shows what that brand and shape of the bottles looks like. It is not an inexpensive brand but the juice is very good. It also does a good job at covering most of the flavor of a 3-drop dose, the normal

dosage for most protocols. You can also make your own juice to drink with ClO₂ but it should just be a basic squeezed non-citric juice. Homemade Apple, Watermelon, Cranberry are examples of this. Overall, you want something that is sweet but doesn’t have too much vitamin c (an acid) or antioxidants (like coconut water) in it. Here, I have a video that demonstrates how the chlorine dioxide content doesn’t change if you mix the activated drops with the right kind of juice. [PPM Testing with Juice Mixes:](https://www.brighteon.com/2ca23311-3197-4422-a237-6e0fo3260b91)
<https://www.brighteon.com/2ca23311-3197-4422-a237-6e0fo3260b91>

4. **Gel Capsules:** For me, this is my favorite way of taking ClO₂. Put the dosage into a capsule and take it with 4oz or more of water.



Within about 2 minutes from the time the capsule touches a liquid, it dissolves and lets the medicine out in your stomach. If you use these correctly, you have absolutely no flavor to deal with. You can find them on amazon.com for about \$10 for a 1000-pack and they come in various sizes. I usually buy

the “O” size because it easily fits the 3-drop dosage for most protocols. This size will fit about 10-12 drops of liquid depending on the type of dropper that you are using. If you are taking a “Maintenance Dose” of 6-drops, this means that you will actually mix 12 drops into a dry cup (6 Acid and 6 NaClO₂) to activate before putting it in the capsule. However, if you are heavier like me and need to take the 8-drop Maintenance Dose, I would need to use 2 sets of capsules to take . (Maybe I should buy the bigger “OO” or “OOO” size huh?) This method of taking CD also requires a little more work and timing. You cannot just put the A and B drops directly into the capsule to mix. If you do, two things could happen. First, the drops could melt the capsule before you are done waiting

Brighteon.com Video Channel:

<https://www.brighteon.com/channels/bhstone7/playlists?page=1>

the 20-30 seconds. Second, because of the initial chemical reaction, the capsule could actually pop (explode) if you put the cap on too soon. In my video, I explain the recommended way to use capsules for ClO₂ dosages. There is a sequence that is easy to learn, once you see it and try it out. Here is a Capsule video on how to take it:

<https://www.brighteon.com/20e8e101-5047-4104-b999-2af691a2b9b8>

5. **Mix it with Soda as a last resort:** I know! I know! Soda has acids up and down with the flavoring and content. It also has a ton of sugar and corn-based sugar which is not healthy. However, there is something in the carbonation that helps to preserve the ClO₂ as it goes into the stomach which is a good thing. Also, if you are helping your child take a dose for something like malaria or autism, and a soda is the only motivation that will get them to take it, then use it. Basic brands that I have read that are used are 7up, Orange Fanta and Ginger Ale. You can also use non-flavored soda water. Whatever brand you take, be sure to check and see if the illness is improving over time. This is really the most important thing for someone that is sick. Improvement.

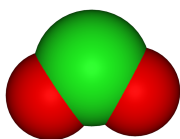
[Brighteon.com Video Channel:](https://www.brighteon.com/channels/bhstone7/playlists?page=1)

<https://www.brighteon.com/channels/bhstone7/playlists?page=1>

Chapter 7: Protocols for those heftier and nastier diseases?

If you are faced with a more deadly and intensive disease, you would need to understand a new chemical compound that is administered along with Chlorine Dioxide. For the sake of distinguishing this new compound with MMS, it is common to call the original MMS with the title “**MMS 1**” This is the normal Chlorine Dioxide that I have referred to. The newer chemical compound can be referred to as “**MMS 2**” or by its chemical name of “**Hypochlorous Acid**”. **These two chemical compounds are completely different, but useful**, so I will distinguish them below.

Chlorine Dioxide (MMS 1) = ClO₂ (2 Oxygen atoms with 1 Chlorine atom)



As a review, Chlorine Dioxide is, a chemical bond that is made by mixing Sodium Chlorite (NaClO₂) with an “acidic activator”. These activators can be citric acid, lemon juice, hydrochloric acid or another acid. The mixing of these two parts for drinking is typically done in a dry cup and left alone for 20 or more seconds before diluting it with water and drinking it. This is called MMS or MMS 1.

Hypochlorous Acid (MMS 2) = HClO₂ (1 Sodium atom, 2 Oxygen atoms, 1 Hydrogen atom)



Hypochlorous Acid is another chemical compound used with the protocol system for treating diseases. It also has a nickname of “MMS” 2 that is often used by people. It is made by mixing a chemical called Calcium Hypochlorite (CaO₂) with common water (H₂O) where a chemical reaction takes place leaving Hypochlorous Acid. Making this compound is done differently than Chlorine Dioxide because it is taken in capsule form and the mixing and activating is done in your stomach, rather than in a dry cup. Calcium Hypochlorite is usually sold and stored in a dry powder form and placed in a gel-capsule to be taken with at least 4-8 ounces of water. As the capsule dissolves in your stomach, it mixes with the water and the chemical change takes place. The only reason that the title is similar to Chlorine Dioxide/MMS 1 is because the both of them can be taken internally for health purposes. However, the guidelines for taking Hypochlorous Acid are different. I’ll explain more about that below.

Hypochlorous Acid is a stand-alone-medicine that can be taken completely separate or alongside Chlorine Dioxide. I could also write a whole booklet about how it is used and what it does. However, my purpose here is just to show how it is used **with** Chlorine dioxide in the dosage protocols. I use the word “alongside” because it shouldn’t be taken at the exact same time, but separated by 30 minutes or more. When I get to the schedule for Protocol 2000 you will see how this is done.

[Brighteon.com Video Channel:](https://www.brighteon.com/channels/bhstone7/playlists?page=1)

<https://www.brighteon.com/channels/bhstone7/playlists?page=1>

What does Hypochlorous Acid do?

Hypochlorous Acid is a chemical that your white blood cells produce in your body. It is used to fight fungus, viruses and bacteria that are in the body and also helps to kill off infections quickly. This is very similar to Chlorine Dioxide in what it does to pathogens, however, it does it in a different way and it is not affected by specific foods or drinks like ClO₂. You can buy Hypochlorous Acid in its “unactivated form of Calcium Hypochlorite” in capsules online to take yourself **or** you can easily make your own if you know how. The following sheet was published by Jim Humble to demonstrate how to make your own with the help of gel-capsules.

Making Calcium Hypochlorite/Hypochlorous Acid (MMS 2) from Home Instructions for optimal use: <https://drive.google.com/file/d/1zUqhQRWSLUAmwXHLwFRLqHCVN1m2dBct/view?usp=sharing>

I encourage anyone who wants to understand how Hypochlorous Acid is helpful in our bodies to do their own online study of what it is and how powerfully useful it is to use it as a supplement. (Of course, you would be buying it as Calcium Hypochlorite and taking it as a pill with water to activate it in your stomach). You can also go to patents.google.com and look up something like “hypochlorous acid medical health” and browse several of the 60,000+ hits that you would find to understand how the medical industry uses this.

To Buy or to Make Calcium Hypochlorite Capsules?

As mentioned earlier, you can buy Calcium Hypochlorite pill form online as shown in this bottle here. You will probably not find them on the major seller sites (amazon.com or ebay.com) but there are suppliers that run their own webpages that will sell you a bottle for about \$20. Similar to Chlorine Dioxide bottles, the Calcium Hypochlorite (MMS 2) labels on the bottles will probably describe them as water purifiers because they also can be used for that. It is the same situation with Chlorine Dioxide where the laws of several countries won't allow for things to be labeled as “medicinal”. For me, it is kind of like how many view Epsom salt. There are about 50+ things that you can do with Epsom Salt for your health and around your house. However, the only legal medicinal wording on the package is [for “Laxative” purposes](#). Even the epsomsaltcouncil.org website cannot answer the question “Is Epsom salt safe to use?” Their official answer is “Please consult your doctor first, just to be safe.” (<https://www.epsomsaltcouncil.org/faq/>) It is not because this council has no clue if it is safe or not. It is because the Epsom council organization has to play by the rules that the government and pharmaceutical industries have created for non-prescription medicines that can be sold inexpensively.

Anyway, back to **making your own Calcium Hypochlorous capsules**. If you choose to make your own capsules, it will probably cost you between 1/6th and 1/10 of the amount compared to ordering a bottle of pills online. However, to make your own, you will need to buy several items listed below. First of all, you'll need **gel-tab capsules** and **calcium**

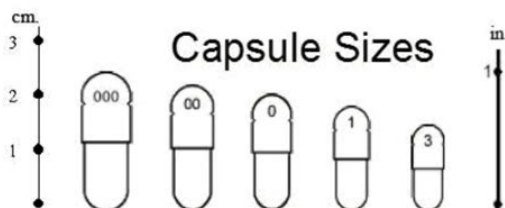
[Brighteon.com Video Channel:](#)

<https://www.brighteon.com/channels/bhstone7/playlists?page=1>

hypochlorite powder. You can probably find this powder through some high-end pharmaceutical retail stores online. However, it is also commonly sold in hardware and swimming pool supply stores and labeled as basic “Pool Shock”. Remember that this chemical is also **NOT Clorox Bleach Sodium Hypochlorite**. It is Calcium Hypochlorite, a completely different chemical that can also be used in swimming pool disinfecting. Both the capsules and Calcium Hypochlorite items can be ordered online or at various stores. Just be sure that it has at least a 68% or better amount of Calcium Hypochlorite in it and that it is the most basic mix without any extra fancy additives. If you read the label of the shock bag, you’ll see that there are other salt-like chemicals in the mix but they are not harmful, as they are made to interact with the human body without harming it. You will also save a lot of time if you buy some tools called a “**micro spatula**” and a “**capsule holder**” to fill your empty capsules. These are easily found for sale online. Lastly, you will want a dry bottle or water tight Ziplock bags to keep the filled capsules dry and away from humidity. Overall, you will pay about \$25-30 in materials and tools to start making your own Calcium Hypochlorite capsules. With that, you should be able to make 5 or more bottles of capsules, which is the equivalent of \$100 or more of what you would pay online. Not bad, considering you paid about \$7 for the actual calcium hypochlorite materials.



This is a Capsule Holder that can hold 6 capsules to fill with the Calcium Hypochlorite powder. You take the empty capsules and pull them apart into the two sections. Place one half in the holes of the holder and the other half over the little stubs sticking up. The capsule holders are usually sized according to the capsules themselves. Below is a picture of the different sizes of capsules. I recommend using the zero “O” size capsules because they are not too big but they can fit the recommended amount of Calcium Hypochlorite as recommended. When you fill the powder into the capsules, you will want to fill them into various amounts as listed here. 1/16th full, 1/8th full, 1/4th full and



1/2 full. The reason for having the different amounts is because **the same “Golden Rules” that apply for taking Chlorine Dioxide function for Calcium Hypochlorite.** You start small with the 1/16th full pills and work your way up to the 1/2 pills as a maximum. Now, there is a chance that some dosages could go higher than the 1/2 filled level but I am still not familiar enough to recommend this. I am

open to more information from others to help me give a safe recommendation for others to take while always following the Golden Rules of taking dosages. It is also a good idea to use the Startup Procedure for using Calcium Hypochlorite like with Chlorine Dioxide. In this case, though, you are regulating how much powder is in the capsule compared to liquid drops that you are mixing and drinking.

Brighteon.com Video Channel:

<https://www.brighteon.com/channels/bhstone7/playlists?page=1>

I also put together a [Video about what Calcium Hypochlorite \(MMS 2\)](#) is and I demonstrate how to make your own capsules with it in your home. Once you see how this is done and try it yourself, you'll see that it is really not that hard. Here it is:

<https://www.brighteon.com/of304c9f-bbee-4636-bb60-db3ead54efdf>

Other Miscellaneous Calcium Hypochlorite Information

When taking higher doses of Calcium Hypochlorite, you may find that it gives you some chlorine-smelling burps. I personally don't think that these are very pleasant, but they are not dangerous. Also, they can be minimized by eating a meal or snack right after taking the capsule. Calcium Hypochlorite capsules can also be taken by themselves and many take one or two daily as a supplemental help to keep immunities up. It is not unheard of for people to take one pill in the morning and another one at night. People also like it because it is easy to carry around and store and there is no mixing on the spot before taking it. It is also fairly easy to find in almost any part of the world.

Calcium Hypochlorite capsule rules:

1. **Always take it in dry form in a capsule.** The capsules can be purchased online but they are also very inexpensive to make in your home. Again, here is my video on making your own capsule dosages to take. [Calcium Hypochlorite Capsules DIY:](#)
<https://www.brighteon.com/of304c9f-bbee-4636-bb60-db3ead54efdf>
2. **Always drink 4-8 ounces of liquid with a Calcium Hypochlorite capsule.** This is very important so that the H₂O will mix and activate the powder in your stomach and create the Hypochlorous Acid.
3. **You can eat food before and after taking Calcium Hypochlorite Capsules.** The rules of no milk or other drinks/foods with this do not apply. This is because the only activator for Calcium Hypochlorite is water. Food has no effect on the pH or electrical level of this chemical compound of it. It is suggested that you take a capsule before a meal to reduce or eliminate any chlorine smelling burps.
4. **Never take Calcium Hypochlorite capsules with DMSO at the same time.** This is just a safety precaution between the two chemicals. When DMSO mixes with Calcium Hypochlorite (DMSO + CaO₂) you will get a chemical reaction that heats up and would create a lot of gas. If this were to happen in your stomach, it would not be comfortable and you would probably want to drink a lot of water to dilute the reaction (or just throw it up out of you). There are some times where you might take DMSO on the same day as Calcium Hypochlorite. Just be sure that there is an hour or more between any of these 2 dosages. If you store DMSO and Calcium Hypochlorite powder, you should also store them in different areas so they don't mix in storage. Also, keep the Calcium Hypochlorite bags in another bag to make sure that moisture doesn't seep in and start activating it while in storage.

Humbles Book excerpt on Calcium Hypochlorite (MMS 2)

<https://drive.google.com/file/d/1Vjh2PaoTUsYxN23j8mheD5Bbn1M23IH0/view?usp=sharing>

[Brighteon.com Video Channel:](#)

<https://www.brighteon.com/channels/bhstone7/playlists?page=1>

Calcium Hypochlorite or Chlorine Dioxide: Which do I prefer

If I could only pack one of these two items for a trip, I would probably still take the Chlorine Dioxide because it has a few more uses than Calcium Hypochlorite. Chlorine dioxide also has some residual effects on the body in that it gives the blood a boost of oxygen and the chlorine can be a building block for the body to make hypochlorous acid inside itself. However, if I ever run out of all other medical supplies and antibiotics, I now know that I can go to any hardware or swimming pool supply store to get the basic shock to make more capsules. I have not written about this as of yet, but Calcium Hypochlorite can also be used as a very good water purifier as well. I will post a few links at the back of the book under this chapter if you wish to learn more from the YouTube videos on it. You can also just look up “Calcium Hypochlorite Water Purification on YouTube.

A few Calcium Hypochlorite water purification YouTube videos

https://www.youtube.com/watch?v=A4d7DZqW-Fg&ab_channel=courtneybrad

https://www.youtube.com/watch?v=3kMimYOCQXI&ab_channel=Groovyman1968

https://www.youtube.com/watch?v=QMkU-LCH6hw&ab_channel=JeremyHopper

Protocol 2000

Now that you understand some of the basics about Calcium Hypochlorite, you are ready to learn how it is used in the protocol 2000. This protocol works on the areas deep in the body tissues that are greatly malfunctioning and out of homeostatic balance. The results of these kinds of diseases are various types of cancers, tumors, long-term arthritis buildup, malfunctioning organs (such as a pancreas) and even areas of the brain. In this protocol, the person takes alternating doses of Chlorine Dioxide and Calcium Hypochlorite separated by periods of an hour for a total of ten times each day. This process is typically done for 21 days or more depending on the severity of the disease and the body’s recovery time. Considering what these two chemical compounds do, It is kind of like giving the pathogens and toxins in the body a punch and a kick over and over in succession throughout each day for several weeks. Although I am not an expert on treating these types of diseases, I have reviewed the many testimonials from people who have healed while taking Chlorine Dioxide and Calcium Hypochlorite. Many of these cases are found at the mmstestimonials.co web page where the individuals from all over the world share their own experiences. Below is a summary of the kinds of diseases that the Protocol 2000 has been used to treat

[Brighteon.com Video Channel:](https://www.brighteon.com/channels/bhstone7/playlists?page=1)

<https://www.brighteon.com/channels/bhstone7/playlists?page=1>

What Can the Protocol 2000 Treat?

Alzheimer's Disease	Bone Cancer	General Cancer	Fibroids	Juvenile Diabetes	Lyme Disease	Parkinson's Disease
Arthritis	Brain Cancer	Cervical Cancer	HIV/AIDS	Leukemia	Mesothelioma	Prostate Cancer
Autism	Brain Tumors	Colon Cancer	Hyperglycemia	Liver Cancer	Multiple Sclerosis (MS)	Skin Cancer
Bladder Cancer	Breast Cancer	Diabetes	Insulin Dependent Diabetes Mellitus	Lung Cancer	Ovarian Cancer	Stomach Cancer
						Testicular Cancer

Did you just say “Cancer”?

You will notice from this list that there are a lot of cancers and some tumors listed here. You may also think that this is a bit crazy to think that three atoms in a molecule would actually work against cancer. It has taken me months of study and testing (without actually having cancer myself) for me to be able to explain how it does eliminate both cancers and tumors. Although there is no way for me to give a suitable explanation in this short book, here is my attempt to give some science bullet points on what this molecule does to tumors and cancers. I encourage you to verify these types of things on your own.

- First, it kills off viruses that contribute to the causes of several cancers. If you just google “cancers and viruses” [you will find](#) that there are [many viruses](#) that actually [cause cancer](#). In fact, viruses are linked to about [20% of all cancers](#). I never knew this before learning about Chlorine Dioxide. I figured that cancer came from bad genes, bad luck or just eating paint chips and cigarette smoking. As we learn more about causes of cancer, we find that luck has less and less to do with getting it. It is more about toxins that enter the body and wreak havoc on our healthy balance. With Chlorine Dioxide, you can kill off the viruses that are harming you and remove these causes of cancer.
- Oxygen kills cancer. The two do not exist in the same space for long. When you enrich your body system with oxygen for a continued period of time (like in the Protocol 1000, 1000+, 2000 or 3000) you flood your system with higher levels of something that kills cancer cells. These types of [treatments](#) have shown [success for years now](#).
- Chlorine Dioxide molecules attack acidic organisms in the body. One of these common organisms are tumor tissue cells. Tumors are known to have an [acidic surface as well as pockets of acidic material](#) inside of them. As ClO₂ comes across tumor tissue, it begins to break it down and the parts are washed out through the body's system. (Remember the “5.4 septillion grenades” I gave earlier?) There are also cases where people have had cancer tumors in their lungs or esophagus that were literally coughed up in small bits at

[Brighteon.com Video Channel:](#)

<https://www.brighteon.com/channels/bhstone7/playlists?page=1>

a time while taking it. It is not like surgery where you get cut open and the cancer is cut out and everybody hopes that it doesn't grow back and spread. It is also not like chemotherapy where you put literal poison into your body and hope that it kills the cancer while it slowly kills you. Chlorine Dioxide finds cancer and tumors at the molecular level and tears it out molecule by molecule. Then your body works to flush out all of the damaging material that was growing inside of you. It is slower than surgery but much more thorough. It doesn't poison the body like Chemotherapy either. Healthy tissues are untouched by ClO₂ molecules. It also costs less than 1/1000th of the cost of either of those two options.

- ClO₂ also breaks down various non-virus materials in the body that are also [known to cause cancer](#). Some of these materials are [Glyphosate](#), Mercury and other metals that we collect from the air, water and foods that we consume. As I write later editions of this book, I will elaborate more scientific studies on how this happens.

Overall, the science behind why Chlorine Dioxide helps to cause “Spontaneous Remission” of cancers, is still coming out through improved information. However, I do think that the many testimonials are helpful to show that it does work, even when we don't fully understand all of the details. Here are about 100 testimonials from people all over the world [who have recovered from cancer through using Chlorine Dioxide](#). <https://mmstestimonials.co/cancer>

The medical and scientific community may look at the hundreds of recovery stories and brush them off as “anecdotal” or “empirical evidence” in an effort to diminish their validity. However, if hundreds of anecdotal experiences point in the same direction of improved health or “spontaneous remission” as the medical field calls it, then I propose that this data of healing deserves looking into more. The real judge of whether or not Chlorine Dioxide helps with these diseases is not the medical professional or the scientific data point in an accredited journal paper. It is the person that was sick that is now healthy and recovered from the illness who writes their testimonial.

Sample Protocol 2000 Schedule

Below is a sample schedule of how the Protocol 2000 could be taken. The schedule is very intensive in that you need to try to be on-time with each dose and take them correctly. Always remember that as you start taking Chlorine Dioxide (ClO₂) or Calcium Hypochlorite (NaClO), you should **use the principles of the Startup Procedure for both compounds so that you don't overwhelm your body** with a die-off of toxins. This would lead to excessive nausea, throwing up, diarrhea and overall not feeling well. Take it slow and constant to get your body ramped up to the dosages. It will make the experience much less traumatic on the body. Another thing that should be followed is that you want to **take ClO₂ in sequence for about 3 days before starting Calcium Hypochlorite in this schedule**. For a detailed explanation of this, see the link to the [Spreadsheet Reference for ClO₂ Information](#) link at the bottom of each page in this book. If you look at the tab titled Protocol Summary, you can read through the row that explains the Protocol 2000. (I believe it is row 11)

[Brighteon.com Video Channel:](#)

<https://www.brighteon.com/channels/bhstone7/playlists?page=1>

Protocol 2000 Sample Schedule

ClO₂ in Blue, NaClO in Red and Meals in Purple

8:00 AM Breakfast	1:00 PM ClO ₂ + DMSO
9:00 AM MMS ₁ + DMSO	1:30 PM NaClO Capsule
9:30 AM NaClO Capsule	2:00 PM ClO ₂ + DMSO
10:00 AM ClO ₂ + DMSO	3:00 PM ClO ₂ + DMSO
11:00 AM ClO ₂ + DMSO	3:30 PM NaClO Capsule
11:30 AM NaClO Capsule	4:00 PM ClO ₂ + DMSO
12:00 AM ClO ₂ + DMSO	5:00 PM ClO ₂ + DMSO
12:30 PM Lunch	5:30 PM NaClO Capsule
	6:30 PM Or later, Dinner

The actual times that are listed are only a suggested schedule. You could start later in the morning and end later so long as you have the proper amount of time between the dosages. This sequence and timing between the dosages is critical because it is several low-dosage waves to the toxins that are consistent and steady. If you happen to get behind or delayed on a dosage, don't try cramming more dosages in the same amount of time. Just continue with your dosages and finish them on a revised schedule after the delay. **Also, remember that the Calcium Hypochlorite (NaClO) capsule and the DMSO liquid should never be mixed nor be taken at the same time** (See the section on DMSO earlier in the book). Always keep at least a half hour between the Calcium Hypochlorite and "ClO₂ + DMSO" doses so that your body can process each one separately.

How Much Calcium Hypochlorite (NaClO) Should be in each Protocol 2000 dose?

There is no set dosage amount for each NaClO dose other than a maximum of a 1/2 filled capsule size "O". This means that you can take lower-filled capsules to start off with until your body is ok with taking a higher level. Remember that NaClO is a powder made up of Calcium Hypochlorite that is packed in a capsule. If you filled these capsules yourself (as demonstrated earlier in this book or in my video), you should have made several capsules filled at the 1/16th-level, 1/8th-level, 1/4th-level and the 1/2-level. Start with the smaller level capsules and work your way up to the 1/2-level ones.

Brighteon.com Video Channel:

<https://www.brighteon.com/channels/bhstone7/playlists?page=1>

How Many DMSO drops should I take with the Chlorine Dioxide 1 in a Protocol 2000 dose?

Remember that you can add DMSO drops to your ClO₂ mix just before drinking it down. This means that you would need to first activate the ClO₂ Drops for the dose, then add water or juice to dilute it and then add drops of DMSO. Well, there is actually no set amount of DMSO drops to take with ClO₂ as long as you only put a maximum of 3-drops of DMSO for every 1-Drop of Chlorine Dioxide mix. This means that you could potentially put up to Nine drops of DMSO for each 3-drop protocol dose. However, and this is a big “however”, DMSO is powerful stuff. Be very careful with how much you are adding. This is not a time to be tough and blast through the dosage levels. If you do, you may pay a heavy Herxheimers-Reaction price with trips to the bathroom...if you make it to the bathroom. Always start low with it and work your way up. Also, don't feel bad if you only get a single drop of DMSO into each Chlorine Dioxide dose. That may be plenty enough for your body to work with.

Finally, here is a [video explanation of how the Protocol 2000 works](https://www.brighteon.com/ba491d92-639b-433e-83cf-aedcaa6f2d74).

<https://www.brighteon.com/ba491d92-639b-433e-83cf-aedcaa6f2d74>

Protocol 3000

This protocol is very similar to the Protocol 1000 in that you take 3-drop doses of Chlorine Dioxide every hour 8 times a day. The difference is that it also includes the use of skin applications of Chlorine Dioxide (in a higher concentration of drops) along with DMSO to push the ClO₂ into the body in the specific areas where there are life threatening growths like tumors, cysts, arthritis or other body dysfunctions. It is quick and attacks toxins from both sides of the skin layer; outside and inside. This is used when a person has one or more life-threatening illnesses and their time is running out to live. Oftentimes this protocol is started after the protocol 1000 or 2000 have not quite been able to get a handle on things. It is also used when a person has been through other medical treatments (ie: 1 or more rounds of chemotherapy or radiation for cancers or tumors) and their immune system is very low. It is one of the most intensive protocols because it requires a lot of help from another person to do the skin applications and oftentimes, the sick person is too weak to move around and help to do it themselves.

What Can the Protocol 3000 Treat?

Acne	Bone Cancer	Breast Cancer	General Cancer	Colon Cancer
Arthritis	Brain Cancer	Bronchitis	Carpal Tunnel Syndrome	Fibromyalgia
Back Pain	Brain Tumors	Bursitis	Cervical Cancer	Gout
Bladder Cancer				HIV/Aids

[Brighteon.com Video Channel:](https://www.brighteon.com/channels/bhstone7/playlists?page=1)

<https://www.brighteon.com/channels/bhstone7/playlists?page=1>

You will notice that some of these conditions are simpler or concentrated in a specific area (such as arthritis or gout) whereas others might be spread around several parts or the whole body (as in the case of fibromyalgia or HIV/Aids). This is a good time to restate again that Chlorine Dioxide does not cure the body of disease. It simply clears out most all of the pathogens and toxins that are stopping the body from healing on its own. This is done through the process of oxidation, which reaches every part of the body through the bloodstream. When these toxins are removed, the body can then start winning the battle towards homeostasis (aka good and balanced healthy function). In the cases of the several of the above conditions, it is worth mentioning that in some cases, a protocol 2000 or 1000 will work and the body heals on its own. However, the protocol 3000 is often used as a last and final resort to try to slow down and hopefully reverse the worsening condition.

Applying Chlorine Dioxide + DMSO to the skin.

Protocol 3000 uses ClO₂ and DMSO in a sequence that helps to push them both into the skin. As you recall from earlier in this book, DMSO acts as a natural penetrating solvent into tissues *as well as* an anti-inflammatory agent. It does other good things too but these two things are important for this protocol. The ClO₂ is mixed at a much higher drops/dose of 20-drops into 1 ounce of water. The DMSO is suggested to be a 70% concentration (30% distilled water) unless you have used it before and know that you can go higher up to 99%. Now, if you mix the DMSO with the liquid Chlorine Dioxide, they tend to start cancelling out each other's effects. This is because [Chlorine Dioxide is an oxidizer](#) and the [DMSO is an antioxidant](#). So, don't mix the two in the same cup before applying it to the skin. However, if you spread the 1-ounce on your skin and let it sit for a minute or so, then put several drops of DMSO on top of the Chlorine Dioxide area, you can get them into your skin and tissues beneath that area with less of that oxidizing/antioxidizing reaction. This gets the two of these substances directly around the tissue that is suffering and malfunctioning. This also gets the ClO₂ and DMSO into your bloodstream as well over time. By doing this on a regular basis, as well as taking Chlorine Dioxide drops by mouth, you are attacking the diseased areas from both inside and outside of the skin layer.

DMSO and Skin wear

One of the downsides of putting DMSO on your skin is that it tends to wear out the skin a bit. If you were to put a 99.9% DMSO liquid on the same skin area every day, the skin would weaken and become either brittle or leathery. It is not permanent damage because the skin will regenerate itself over time. If you are just trying to get it into your bloodstream, then put it on your ankle or heel area where the skin is thicker (Be sure that the skin and your hands are clean before you put it on because of its solvent characteristics). In the case of the Protocol 3000, you are putting this on your skin several times. In order to not wear out the same skin areas with DMSO, it is suggested that you put this ClO₂-DMSO layered mix on different parts of the body each time. In my video about this and my spreadsheet explanation, it gives the sequence of Inner Left Arm, Inner Right Arm, Left Chest, Right Chest, Left Abdomen, Right Abdomen, Left

[Brighteon.com Video Channel:](#)

<https://www.brighteon.com/channels/bhstone7/playlists?page=1>

Inner Thigh, Right, Inner Thigh. It doesn't matter what order of body part you do as long as you understand that you are trying to not wear out the skin on that area. Additionally, if you have something like tumors or gout, you'll want to use the ClO₂-DMSO on or around the area that is swollen or inflamed. You can decide how and where as long as you understand what it is that you are trying to do.

Skin Treatment Schedule.

There is a suggested sequence of days to do the skin treatments. This is outlined in my [spreadsheet link](#) (Protocol Summary tab line 12). Additionally, my video on the [Protocol 3000 is found here](#): <https://www.brighteon.com/911a26a7-42be-42f6-ad08-f444e260df11>

Even though Calcium Hypochlorite is powerful and helpful, it is not used in the protocol 3000. This is because it reacts with DMSO in a negative way that can cause problems when you are trying to recover from a disease. If you did happen to take the two together, you would probably want to drink a good amount of water to dilute it because the chemical reaction will cause discomfort in your stomach and a lot more burping than with normal NaClO. My guess is that you might get nauseous and throw up both of them because your body doesn't want to deal with that kind of party in your tummy.

There are, however, situations where someone has become so sick with a disease that their immune system is too far gone to be recovered. Sometimes it is because they waited too long to get help or other times it is because of multiple treatments of things like chemotherapy or radiation that weaken several other systems or organs. I also understand and believe that here are instances where it is simply a person's time to leave this world and nothing that we do will change that. I bring this up because taking Chlorine Dioxide is no guarantee that a weakened person will recover or survive. It definitely does its work effectively but there is a bigger picture of things that is happening. I also want to share Jim Humble's thoughts on using ClO₂ with the extremely sick. In his first book, he wrote something to the effect of, "even if a person has only 2 hours left to live, try it out to see if it will help". I was touched by his willingness to do all that he could to help regardless of all other indicators in a person's physical health. In his opinion, there is no Hospice care to help someone die over the next weeks in their home. There was no "putting them on morphine" because there was nothing left that the medical professionals could do. With Chlorine Dioxide, there is always something to try until the end of one's life.

Protocol 4000

Although protocol 4000 has the highest number-level, it is actually one of the simplest and easiest protocols that exist. It should also be noted that there is absolutely no Chlorine Dioxide in this protocol. It is all NaClO (Calcium Hypochlorite) capsules taken in a simple sequence throughout the day. This also means that there are no bottles of liquid to carry around when

[Brighteon.com Video Channel:](#)

<https://www.brighteon.com/channels/bhstone7/playlists?page=1>

you are taking it. Just capsules to be taken with water. The Protocol 4000 is also considered a “stand alone” protocol that could be used for a variety of diseases.

It was discovered by Jim Humble and used in a testing phase when he was doing work in Africa with Chlorine Dioxide. He actually ran out of Chlorine Dioxide on one of his trips and only had the Calcium Hypochlorite tablets to share with those that were sick. He knew that it would help but wasn't sure to what extent it would work. In the end, he learned that this tablet-form of medicine could be used to treat most of the same kinds of diseases that ClO₂ could. It was especially effective with prostate issues for men. However, one key difference with Calcium Hypochlorite is that I don't believe that it has the same blood oxygenation effect you find with ClO₂. It is now widely used because it is easier to find and transport the raw materials for it and it is easier to store. Just keep the powder and capsules dry and away from moisture.

The schedule for this protocol is to take a single capsule every two hours over a 12-hour period. That is a total of 6 doses in a day over a period of 21 or more days. The amount in the capsules will vary depending on how your body is doing with the calcium hypochlorite. It is recommended that you start with the smaller levels (1/16th or 1/8th full in a size 0 capsule) and work your way up until you acclimate to the highest 1/2 full capsules. I have not made a video for this protocol as of the writing of this section of the book but I do have a video on how to prepare the capsules for Calcium Hypochlorite here: <https://www.brighteon.com/of304c9f-bbee-4636-bb60-db3ead54efdf> If you start from about the 11:00 minute mark, you can see how to fill the capsules at the varying levels.

[Brighteon.com Video Channel:](https://www.brighteon.com/channels/bhstone7/playlists?page=1)

<https://www.brighteon.com/channels/bhstone7/playlists?page=1>

Chapter 8: Making your own Chlorine Dioxide

If you were to buy your own 4-ounce bottles of liquid “Water Purifier” (Sodium Chlorite and Citric or Hydrochloric Acid) you would probably pay between \$27-49 for a set. That comes to about \$7-12 per ounce from each bottle. If you were to learn to make your own ClO₂ and acid activator, my experience has shown me that you can reasonably make it for about \$2 or less per ounce from each bottle. That is a savings of \$5-10 per ounce of ClO₂

Now, before you rush out and start shopping for materials and tools, let me say that making your own home production lab, it will take some investment money of at least \$70-90 for the materials and some basic measuring tools. You can probably use some of your own containers that you have so long as they are sturdy glass or porcelain. It will also take some careful learning and practice to be sure that your mixture amounts and processes are done accurately and correctly. Once you have made it once or twice, you will be able to see that it is not too difficult. But there is a learning curve to doing it right and so I recommend that you go slow and careful if you decide to make it at home. Here is a list of bare minimum items that you would need to make Chlorine Dioxide.

Bare Minimum to make about 32 Ounces of Chlorine Dioxide A & B Mix

1-pound Sodium Chlorite flakes 80%	\$30	On Ebay
1-gallon Hydrochloric Acid (20-40%)	\$10	At Hardware Store
1 Measuring Scale (grams)	\$15	Amazon.com
1 Graduated Cylinder Measuring Container	\$10	Amazon.com
Mixing glass Container		Use your own or borrow one
Storing Containers	\$10	Walmart Mason Jars
Plastic Mason Jar Covers	\$5	Walmart
2 Dropper Bottles	\$10	Amazon.com
<u>Tiny Funnel</u>	<u>\$2</u>	<u>Amazon.com</u>
TOTAL	\$92	

From this list, you can see that some of the items, like the scale and the Graduated cylinder are reusable and won't need to be repurchased if you make more batches in the future. Also, some of the items, like the storing mason jars are usually purchased in a pack of 6 or so which would give you extras for future batches, if you wanted. Other things to point out are that Hydrochloric acid is 10% but will go on to make 5 gallons of acid at the 4%. That means that you will only need to purchase one of these and it will last you for years and years. The most expensive thing on this list is the sodium chlorite, and this is worth noting. If you decide to make more Chlorine Dioxide mixing materials after this batch, you will find that all you really need to buy is more Sodium Chlorite (NaClO₂) flakes. This means that any future making of Chlorine Dioxide will be much cheaper after you have this set of items on the list.

[Brighteon.com Video Channel:](https://www.brighteon.com/channels/bhstone7/playlists?page=1)

<https://www.brighteon.com/channels/bhstone7/playlists?page=1>

Mixing Sodium Chlorite 80% down to 22.4%

After mixing a few batches of NaClO₂ and doing the mathematics of the percentages over and over, I have concluded that it is possible to simplify how you make the mix with the following ratio. Basically, it is this: **For every 8 grams of sodium chlorite flakes that you have, you will need approximately 20 grams of distilled water** to dilute it to the correct percentage. (The numbers are actually 7.94 grams NaClO₂ to 20.41 H₂O). 8 + 20 = 28 grams, which is the equivalent of about an ounce of fluid. If you want 10 ounces of NaClO₂, you would mix 80 grams of NaClO₂ with 200 grams of distilled water. 80+200 = 280 grams (or 10 ounces) of liquid sodium chlorite at 22.4%. Now, the exact percentage might be a tiny bit higher than 22.4%, but that is ok. Some places that sell the Chlorine Dioxide water purification drops will have percentages of the NaClO₂ as high as 29% and the chlorine dioxide still comes out fine for use. Keep in mind that the above ratios are set because almost all sodium chlorite that is for sale online is at a standard 80%.

When you figure out how much of the 22.4% Sodium Chlorite that you want to make, it is usually good to add the chemical flakes into the water. It is a general safety rule that I read about with mixing chemicals. **Mix the chemical flakes into the water instead of the water into the chemical.** Then, you stir the liquid off-and-on for about 15-30 minutes until the flakes completely dissolve. It is also a good idea to let the dissolved liquid sit overnight somewhere dark before using it, just to make sure everything is dissolved correctly. Following the overnight wait, the final step is to run the liquid through some kind of strainer to remove any final particulates that might have been in the flakes. I have used coffee filters (unbleached brown colored ones) and sturdy napkins.

Here is my [ClO₂ Mixing video](#) that goes through the details of making 32 ounces. It was my first time making it so I went very slowly and carefully:

<https://www.brighteon.com/b153a86b-edd0-4ca8-b211-c6453e9e99c5>

I have a shorter video out now that shows how to quickly make 24 ounces of this [here](#).

<https://www.brighteon.com/d0370848-aa6c-4ad8-8a1d-71d617861cde>

Storing Sodium Chlorite 22.4% liquid

Once the sodium chlorite is in liquid form, it is more susceptible to things like sunlight and heat. Because of this, the bottles of this liquid **should be stored somewhere where it is dark and not so hot.** Sunlight reduces its active life and potency. (The same goes for mixed Chlorine Dioxide) It is also a good idea to use plastic lids instead of metal ones. They hold up better against the chemical. Also, when you buy dropper bottles, it is a good idea to buy the dark brown ones or opaque plastic ones so the sunlight doesn't hit the liquid. If you are going to store these bottles for weeks or more before using them, you could put them in a refrigerator to help preserve them. Just be sure to mix them up before taking any liquid out for use. Sometimes the ClO₂ settles a bit at the bottom in higher concentrations.

[Brighteon.com Video Channel:](#)

<https://www.brighteon.com/channels/bhstone7/playlists?page=1>

Mixing Hydrochloric Acid down to 4% (or 5% is fine too)

The mixing of Hydrochloric Acid is more delicate and dangerous because it is an acid. Be sure that you have eye protection goggles, protective gloves and that you do your mixing outside or in a well-ventilated science lab. You don't want to mess with the fumes of this, especially when it is in the higher concentrations like they are from the store. Even though this does sound scary, remember the HCL acid is the same stuff that is in your stomach that is used to break down food that you eat. If you suffer from Gastrointestinal problems, chances are that your body is not making enough of this acid which screws up other parts of your body functions. (Leaky gut syndrome, undigested food coming out in your stools, IBS etc.). Some people actually take doses of HCL tablets or liquid before eating so that they can digest their food better and not have so much pain after eating. Fortunately, taking Chlorine Dioxide actually helps with these issues because it helps to balance the microbe levels in the digestive system so that these issues can be resolved by the body. So, don't fear the HCL acid, just respect it with safety. Also, I recommend that you don't make Sodium Chlorite and HCL acid in the same area at the same time. Do one completely and then clean up. Following cleanup, you can do the next part. With Hydrochloric Acid mixing, I am going to start with the video so that you can see the safety precautions that I took in the process. Here is the [HCL Mixing video:](https://www.brighteon.com/f5a6d640-a622-4b3c-9961-4d4671120ff6)

<https://www.brighteon.com/f5a6d640-a622-4b3c-9961-4d4671120ff6>

I have a shorter video out now that shows how to quickly make 24 ounces of this [here](https://www.brighteon.com/d0370848-aa6c-4ad8-8a1d-71d617861cde).

<https://www.brighteon.com/d0370848-aa6c-4ad8-8a1d-71d617861cde>

HCL Store-bought percentages

The important question to answer at the beginning is "What is the concentration percentage for the store-bought bottle?" Most bottles are somewhere between 19-40%. However, I have seen a trend of stores selling them closer to 20% because the higher levels smell strong and not good to breathe in. In my demonstration video, my bottle was from Home Depot and it was at 20%. To find this amount, you either read the bottle carefully or look up the safety data sheet (SDS) information on that brand of acid. It takes a bit of searching at the beginning but the information is out there online. On my spreadsheet, I show how to figure out the amount of water and acid that needs to be mixed. Here is a demonstration of [using the spreadsheets to figure out the amounts to mix:](https://www.brighteon.com/c5153668-40e5-4410-a20b-f9229eb05766) <https://www.brighteon.com/c5153668-40e5-4410-a20b-f9229eb05766>

In the above video, I show how to dilute a 20% hydrochloric acid mix down to a 4% mix. If your acid mix starts at 20% like mine was, the ratios are pretty easy. Just put 4-parts of water and 1-part of the 20% acid together in a mixing container. That would be a total of 5 parts of liquid mixed. If you are using a measuring cup that is 1-cup capacity, you would fill it four times with distilled water and pour it into a mixing jug. Then, fill the cup one time with the 20% acid and pour it into the same jug. Mix it up and you are done!

Again, remember that when mixing these two liquids, you should put the water in first and then add the acid. That way, any splashing will be more likely to be water than acid. You won't need to stir this mix as much as you would with the sodium chlorite. Maybe just 30 seconds or so. When you are done mixing, the acid is much weaker and not so harmful. However, it will still

[Brighteon.com Video Channel:](https://www.brighteon.com/channels/bhstone7/playlists?page=1)

<https://www.brighteon.com/channels/bhstone7/playlists?page=1>

make a stain on concrete or a countertop if left there too long. (My daughter showed me a circle on our countertop that was made when I put a wet bottle of 4% HCL acid there for a couple of days). Oops!

Once you have mixed your own of the A and B mix of Chlorine Dioxide, you now can use the water dropper bottles to keep the liquids ready to use. Be sure to label all of your bottles well so that you don't get things mixed up and no one else accidentally dumps your ClO₂ down the drain. Also, keep them stored in places away from children. Just treat it like some kind of household chemicals liquid.

Quick Mixing 1-ounce bottles of A and B mix

Sodium Chlorite Dry-Flake Mix (A new option for mixing ClO₂ quickly)

After doing several mixes and calculations with making Sodium Chlorite into liquid form, I have found that it is possible to just put a pre-specified amount of the ClO₂ Flakes into a bottle and just store it until you need it. When you were ready to use the ClO₂ in liquid form, you would just add a predetermined amount of water to the flakes and shake or mix it up until the flakes completely dissolved (which is usually about 15 minutes of mixing and then letting it sit overnight). I believe that the dry form lasts even longer than the liquid form and the weight of the bottle is lighter if you were thinking of sending it to someone in the mail. Anyway, after running several number scenarios, I have concluded that for every 8 grams of ClO₂ Flakes, you would need 20 grams of distilled water. When mixed together, it would give you about 28 grams of Sodium Chlorite, the equivalent of about 1 ounce of liquid. The exact decimal-placed amounts are on the spreadsheet at the bottom of the page under the tab titled Formulas For Mixing. Just scroll down a bit on the spreadsheet.

Here is the exact ratio for dry-mixing a single ounce of Sodium Chlorite Liquid
(7.94 grams ClO₂ + 20.41 grams distilled water = 28.35 grams = 1 ounce)

You can use this ratio to mix larger amounts of ClO₂ by multiplying each of the above numbers by the number of ounces that you want to make. For instance, to make 10 ounces, your formula would be this: 79.4 grams ClO₂ + 204.1 grams distilled water - 283.5 grams liquid = 10 ounces. You see, everything is just multiplied by the ratio amount in the last paragraph. Even if your numbers are a tiny bit high (like with using 8 grams of flakes instead of 7.94), it should give you the same effect when you are activating the Chlorine Dioxide. These exact mix figures have a tiny bit of tolerance in how effective they are. Just make sure that your flakes weight is exactly correct or rounded up to the next higher gram in weight. (ie: 8 grams instead of 7.94 grams). It is also possible to leave the dry Sodium Chlorite (NaClO₂) flakes pre measured in a bottle and store it that way. When you need it in the future for Chlorine Dioxide, just add the proper amount of distilled water to it and mix it for about 10-15 minutes. Let it sit overnight and it should be good by the next morning after a short stirring or turning the bottle upside down for a bit.

[Brighteon.com Video Channel:](https://www.brighteon.com/channels/bhstone7/playlists?page=1)

<https://www.brighteon.com/channels/bhstone7/playlists?page=1>

Chapter 9: Simple “Hacks” with Chlorine Dioxide

Now that you have learned the basics of how to make and take some ClO₂ protocols, I’d like to share some practices that I have learned or developed that help to take

- 6 and 6 mix

Outside of protocols or maintenance schedules, this is the go-to mix that you can take whenever you feel a migraine, flu, food poisoning, fever or other sickness coming on. It is a short catch-all that preempts pathogens from getting very far into your system and stops them quickly before they take you over. It is a 6-drop mix of Chlorine Dioxide in 4 ounces of water followed by another 6-drop mix an hour later. If you feel that this illness is still lingering after those two dosages, you can start the Protocol 1000 (3-drop mixes every hour) until the ill feelings are completely gone. I have personally used this one for headaches and they don’t last long when I do it.

- Day-use drinking bottle for Protocol 1000, 2000 or 3000.

Each of these protocols requires a 3-drop mix of ClO₂ every hour over 8 hours. However, sometimes it is not possible to mix the drops throughout the day. With this, you would need to get a 32 oz air tight bottle of water or approved natural juice. Activate a 24-drop mix of ClO₂ in a separate dry cup and then mix a little bit of water in it. Pour this mix into the 32 oz bottle and take the bottle around with you for the day. With this mix, you drink 4 ounces each time you take a dose because it is the equivalent to a 3-drop mix. (4 oz drinks x 8 times a day = 32 oz from the bottle). Keep the bottle out of sunlight and, if possible, somewhere cold like in a refrigerator. However, it should keep potent for the full day. [This video](https://www.brighteon.com/44e7b3e4-00f0-41c6-81ec-720e42a95a27) walks through how to make this:

<https://www.brighteon.com/44e7b3e4-00f0-41c6-81ec-720e42a95a27>

- Mini-Bottle Mix

The Mini-Bottle mix is one where you mix the A and B mix together and then dilute it a tiny bit with water. The ratios are 1:1:2 where the 1 is an A mix, the other 1 is a B mix and the 2 is water. From there, you quickly chill the mixed Chlorine Dioxide in an airtight small bottle and keep it cold the whole time after. The potency of the mix lasts for up to 10 days, and you only need to take around a single bottle (instead of 2) in an insulated coffee mug with ice. You can also just store it in the refrigerator. That way, when you take a dose of Chlorine Dioxide, you don’t need to mix the A and B bottles every time. I have a [short video on this](#) and [a couple of longer ones](#) that shows me taking my Mini-Bottle around with me for a day.

<https://www.brighteon.com/69c5fe1f-aab2-4d51-a634-5101532e191d>

<https://www.brighteon.com/835f080e-f050-4bba-ac31-0613f94bed3c>

<https://www.brighteon.com/a8a1db2f-47f1-4bae-af03-8da70bb226e8>

[Brighteon.com Video Channel:](#)

<https://www.brighteon.com/channels/bhstone7/playlists?page=1>

- **Spray Bottle mix: For Skin and Household Disinfection**

10-drop Chlorine Dioxide mix per ounce of water. Used on skin, surfaces to disinfect and even on foods. Kills coronavirus and other bacteria or mold. Spray Bottles tend to wear out because Chlorine Dioxide wears out the metal spring inside. If anyone knows where to find a spray bottle that uses a plastic or powder-coated spring, I'd love to buy it. Mine keeps wearing out. When you see people in the news using a fog mister to disinfect homes and offices from pandemic problems, ClO₂ is the stuff that is being used. It is simply the best industrial biocide that can come in contact with humans. Here is a [demonstration video](https://www.brighteon.com/23e05d55-dba9-49e2-8a62-1492beb83e64) on this: <https://www.brighteon.com/23e05d55-dba9-49e2-8a62-1492beb83e64>

- **Bath Mix**

This mix varies widely on how much Chlorine Dioxide to use but it is very helpful to those that have skin or other issues on the surface area of their skin. Things like skin rashes, rosacea, skin cancer dandruff and other scores are commonly treated in this way. It also gives the body a small amount of extra ClO₂ because it is absorbed through the skin as it soaks in the hot bath water. You simply make about a 25-drop mix in a dry cup, wait the 20-30 seconds, pour a little bit of water into the cup to dilute it, then pour the cup contents into a bathtub of hot water (Prepare the tub first before mixing the ClO₂). I know of people also using up to 100-drops or more of Chlorine Dioxide in extreme cases. I wouldn't recommend this unless you have tried lower amounts in the past and know what you are doing. Two final things: Make sure the tub is very clean to start with and that no toys or other items are in the tub to draw the ClO₂ potency away (You want it to work on your skin area and not other things in the tub). Keep in mind that this method tends to go through CD at a lot higher rate than average protocols.

- **Conquering “THE VIRUS” Mix**

Yes, I mean the “Big Kahuna” Corona covid-19. I don't make a big deal about Chlorine Dioxide vs. Coronavirus in this book because it really isn't a big deal. ClO₂ will kill **any virus** that is attacking the human body. Here is the mix. 6-drop mix every 2 hours - do this about 4-5 times a day for two days. Most infected people are mostly recovered within 2 days and fully recovered within 4 days. If a person has a normal virus flu, I would just use the 6 & 6 method listed in an earlier bullet above this one. The hardest part for me about this big mix isn't killing the virus. That is the simple cause and effect of science. It is convincing people to believe something other than what they are seeing on the mainstream news about the virus. Sometimes that is impossible. Either way, Chlorine dioxide may not cure anything, but it does have a 100% “Spontaneous Recovery” rate from Covid-19.

- **The Car Bomb (For odors)**

No, this is not a terrorist hack using ClO₂. This is for stinky, smelly, cigarette-smelling cars and rooms. First you need to remove the source of the smell. This could be grease,

[Brighteon.com Video Channel:](https://www.brighteon.com/channels/bhstone7/playlists?page=1)

<https://www.brighteon.com/channels/bhstone7/playlists?page=1>

feces, cigarettes, vomit, flood water, leaky pipes etc. Then, you need to dry the place out and stop any other moisture or smelly stuff from coming back. Finally, you make a “raw” mix of Chlorine Dioxide into a cup and leave it in the car or room. For a car, I would use about 30-drops (no water added) into a coffee mug and quickly leave it in the car with the windows up and all A/C vents set to be fully open and on a high fan level. The car should also be in the shade or out of sunlight because the sunlight neutralizes the ClO₂ too quickly. Leave the car with the ClO₂ for about 20-180 minutes (nobody inside). Then, quickly open the door and start the car with the A/C fans running and then get out and close the door. Let the car run for about 20 more minutes. Open all doors to air out the car. Boom! Smells and bacteria/mold/viruses neutralized to death.

- **Chlorine Dioxide with Pets and Animals**

Chlorine Dioxide can definitely be used with animals. If they are suffering from arthritis or other diseases, you can put drops in their water to drink regularly. I don't have any exact amounts researched but you can lower the amount that you would use with humans by the weight of the animal that you have. You can also use the spray bottle method in the above bullet point to apply Chlorine Dioxide on any sores, infections or tumors. Some of the early medical research with this was done with cows drinking water. They would put two different containers of water out for them. One with ClO₂ and the other without it. They found that when the cows were sick, they naturally would drink from the ClO₂ water over the other without any help of knowing which was which. It was also noted that animals recover faster than humans from illnesses when both of them are using CD.

[Brighteon.com Video Channel:](https://www.brighteon.com/channels/bhstone7/playlists?page=1)

<https://www.brighteon.com/channels/bhstone7/playlists?page=1>

Chapter 10: Answering a Few Final Question about Chlorine Dioxide

Now that you have an explanation and video demonstrations on making and using ClO₂, I would like to answer a few big questions that I had after I made my first batches of this great chemical. I won't explain my answers in detail here in the book but I will put links to my videos that go through the ins and outs of my answers.

1. How much Chlorine Dioxide would an average person use in a year?

After making my first batch of 32 ounces of it, I wondered how long it would last or how many people it could treat. My short answer is on my spreadsheet link under the tab titled "1 Person 1 Year numbers". The answer is between 6-12 ounces of Chlorine Dioxide per year depending on the weight, age and health of the person. These numbers also include what it would take to purify a gallon of drinking water for that same person (in case of emergency situations) each day. Here's the video - [Cost and Quantity needed for 1 person per year](https://www.brighteon.com/4078d2ab-c1d3-4b2d-8089-f2495116b025): <https://www.brighteon.com/4078d2ab-c1d3-4b2d-8089-f2495116b025>

2. How long can I store Activated Chlorine Dioxide?

Once ClO₂ is mixed and diluted in a liquid, the molecules begin to slowly "gas off" into the air from the surface of the water. As this happens, the mix loses its potency. There are three things that help to slow this down: Cold Temperatures (below 51 degrees), Airtight containers and a small air gap in the container that you are using. If you follow these things in storing ClO₂, you can keep it for weeks before it loses its potency. However, I have heard that a freshly mixed cup of activated CD has the strongest potency. You can decide which to use depending on your goals. If you are just doing a general detox Protocol 1000, you might be fine with a premixed bottle in the fridge. However, if you are trying to focus on an issue of gout or a UTI, you may want to use the freshly mixed Chlorine Dioxide. The main thing that you are looking for is improvement as you clean out the pathogens and other toxins from the body.

3. How do I know if my Chlorine Dioxide is at the correct potency?

The most accurate way to make sure that your potency is correct with Chlorine Dioxide is to buy your own [test strips from a store](#). It costs around \$10-15 for a bottle of 50 strips. They need to specifically be labeled for Chlorine Dioxide parts per million. Follow the directions on the bottle and you will know. It needs to be about 8 parts per million or a little better. After you have mixed dozens and dozens of drops, you will get a feel for how yellow/brown the colors of the mix should be for a 1, 3 and bigger drop mix. Just using your judgment of color is a pretty good way to see after you have done it many times.

[Brighteon.com Video Channel:](#)

<https://www.brighteon.com/channels/bhstone7/playlists?page=1>

4. **If I wanted Chlorine Dioxide for an emergency-storage kit, what would I need?**

I have a video that shows what to get for under \$200. It is enough to treat a full family for over a year. Here are a couple of videos on it and I'll make at least one more that talks about DMSO and a few other things.

- a. [My Bug out Bag for under \\$200](https://www.brighteon.com/b67de23b-6cd9-42bd-a8fe-6169d7941302)
<https://www.brighteon.com/b67de23b-6cd9-42bd-a8fe-6169d7941302>
- b. [Emergency Supplies for a Home Pharmacy](https://www.brighteon.com/09ba16aa-c292-4be8-a3b2-27d481a2b9fb)
<https://www.brighteon.com/09ba16aa-c292-4be8-a3b2-27d481a2b9fb>

5. **Is setting up a home-lab hard? What do I need?**

Mine is not fancy at all. I buy things second-hand whenever I get the chance. The main thing is that it is clean, safe and that my numbers for mixing are accurate. Here's a video where I show everything in my lab. Outside of the extra bottles, it all fits on a roller cart that I use to make my demo videos on. [Making your home lab:](https://www.brighteon.com/760c6548-d92d-48ab-ba2b-eeac790b3bfc)

<https://www.brighteon.com/760c6548-d92d-48ab-ba2b-eeac790b3bfc>

6. **What are some of the more common sicknesses with kids that Chlorine Dioxide can treat and how do you treat them?**

I put together a video that goes through 12 of the most common sicknesses that a family with kids can get and how to use ClO₂ to treat them. These are Ear Infections, Flu, Strep Throat, Sunburns, UTI's, Stomach Aches, Burns, Rashes, Cuts/Boils, Pink Eye, Sinus Infections, & Acne. On a lot of these, you would need to use the Startup Procedure to make sure that you didn't jolt their body with pathogen kills. Maybe just a day or so of startup and the sick person will start to respond to the illness. Then you would follow the video instructions. [Top 12 illnesses with kids](https://www.brighteon.com/focfdc23-1ca4-4761-ad7b-fo4dd7dee660) treated with Chlorine Dioxide:

<https://www.brighteon.com/focfdc23-1ca4-4761-ad7b-fo4dd7dee660>

[Brighteon.com Video Channel:](https://www.brighteon.com/channels/bhstone7/playlists?page=1)

<https://www.brighteon.com/channels/bhstone7/playlists?page=1>

Chapter 11: Chlorine Dioxide Links & Testimonials

Portuguese Group	Dr. Susan Raj (India)	Francillena (Famous Colombian Singer)	Mark Grenon Story and Work
Covid-19 Free City in Bolivia	Lindsay Wagner (Actress)	Colombian Woman	Documentary on Chlorine Dioxide “Quantum Leap”
California Woman	Dr. Alan Keys (Politician)	Spain Cancer Survivor	Documentary “Exposed”
Jim Humble	Dr. Andreas Kalcker (Biophysicist)	Kerri Rivera Interview (Autism)	Hundreds more video and personally written testimonials

Websites to learn more about Chlorine Dioxide:

<https://www.mmshealthyforlife.com/mms-lupus/>

<https://www.aspoonfulofmedicine.com/mms.php>

<https://mmsinfo.org/>

<https://raccoonmedicine.com/wp/2020/03/14/cd-chlorine-dioxide-explained-in-3-min/>

<https://jimhumble.co/>

<https://www.kerririvera.com/>

<https://g2churchbooks.org/>

<https://andreaskalcker.com/>

<https://stillnessinthestorm.com/2020/03/the-truth-about-mms-chlorine-dioxide-that-they-do-nt-want-you-to-know-destroying-the-illusion/>

Fb testimonials

<https://www.facebook.com/ChlorineDioxideTestimonials/>

Fb Pages (these keep getting censored so it may change)

<https://www.facebook.com/groups/37873215016>

[Brighteon.com Video Channel:](#)

<https://www.brighteon.com/channels/bhstone7/playlists?page=1>

Chapter 12: and More

Coming in future editions of Chlorine Dioxide DIY

[Brighteon.com Video Channel:](https://www.brighteon.com/channels/bhstone7/playlists?page=1)

<https://www.brighteon.com/channels/bhstone7/playlists?page=1>

Index

I. Protocol Treatments based on Testimonials (MMS)

(I do not advocate nor teach about enema parts of the protocols)

A	
Acid Reflux Disease	Protocol 1000
Acne	Protocol 1000, protocol 3000 application to affected area once per day, spray solution (10 drops per ounce) application hourly for another 8-9 hours, bag protocol once per day to treat areas other than face
Allergies	Protocol 1000. Depending on type of allergy, once daily baths, bag protocol, spray bottle protocol (10 drops per ounce) and/or inhalation therapy (using no more than 2 activated drops MMS and breathing very lightly)
ADHD (Attention Deficit Hyperactivity Disorder)	Protocol 1000
Altitude Sickness	Protocol 1000 in advance of exposure to high altitude is best, but at sudden onset administer 6 and 6 protocol and then go to protocol 1000
Alzheimer's Disease	Protocol 1000 and then 2000 if no progress in 2 weeks
Andropause	Protocol 1000
Anorexia Nervosa	Protocol 1000
Arthritis	Protocols 1000 and 3000 (Also, Spray on hurt areas with 10/1 dosage followed by dms0)
Asperger's Syndrome	Protocol 1000
Asthma	Protocol 1000 and inhalation therapy (caution: use no more than 2 activated drops MMS and breathe lightly)
Autism	Protocol 2000 (increase dose amounts very slowly), enemas with or without DMSO.
B	
Back Pain	Protocol 1000, protocol 3000 applied once only to affected area, enema protocol
Bladder Cancer	Protocols 2000 and 3000
Bone Cancer	Protocols 2000 and 3000, bath protocol, bag protocol, enema protocol, inhalation therapy (use no more than 2 activated drops MMS and breathe gently)
Bad Breath (Halitosis)	Protocol 1000, tooth and tongue brushing with 10 activated drops MMS per ounce water solution
Baldness	Spray mixture (10 activated drops per ounce) on scalp once per hour for 10 hours per day, protocol 1000
Bipolar Disorder	Protocol 1000
Brain Cancer	Protocols 2000 and 3000, bath protocol, bag protocol, enema protocol, inhalation therapy (use no more than 2 activated drops MMS and breathe gently)
Brain Injury	Protocol 1000
Brain Tumors	Protocols 2000 and 3000, bath protocol, bag protocol, enema protocol, inhalation therapy (use no more than 2 activated drops MMS and breathe gently)

[Brighteon.com Video Channel:](https://www.brighteon.com/channels/bhstone7/playlists?page=1)

<https://www.brighteon.com/channels/bhstone7/playlists?page=1>

DIY with ClO₂

A Health-Guide for Making & Using Chlorine Dioxide in the Home

By Brian Stone, MBA, Ph D.

Breast Cancer	Protocols 2000 and 3000, douche with 25 activated drops in one liter water every other day (this has been successful for women because it gets the MMS to the breast via the cervix), bath protocol, bag protocol, enema protocol, inhalation protocol (use no more than 2 activated drops MMS and breathe gently)
Bronchitis	Protocol 1000, inhalation therapy (use no more than 2 drops activated MMS and breathe gently), protocol 3000 one time only per day to chest
Burns	Directly apply unactivated MMS to burn only 3-5 minutes, then rinse it off. If you do not understand any part of "rinse it off", then do not do this!
Bursitis	Protocol 1000, protocol 3000 only 1-3 times per day to affected areas, bath protocol
C	
Cancer	Protocols 2000 and 3000, bath protocol, bag protocol, enema protocol, inhalation protocol (use no more than 2 drops of activated MMS and breathe gently)
Canker Sores/Cold Sores	Protocol 1000, spray bottle protocol (10 activated drops per ounce)
Carpal Tunnel Syndrome	Protocol 1000, Protocol 3000 application to affected area 1-3 times per day
Celiac Disease	Protocol 1000, enema protocol
Cervical Cancer	Protocols 2000 and 3000, douche protocol, enema protocol, bath protocol, bag protocol, inhalation protocol (use no more than 2 activated drops MMS and breathe gently)
Cholesterol	Protocol 1000
Chronic Obstructive Pulmonary Disease (COPD)	Protocol 1000, inhalation therapy (use no more than 2 activated drops MMS and breathe lightly)
Colon Cancer	Protocol 2000 and 3000, enema protocol, bath protocol, bag protocol, inhalation therapy (use no more than 2 activated drops MMS and breathe gently)
Congestive Heart Failure	Protocol 1000
Cradle Cap	Spray scalp with spray bottle solution (10 drops MMS per ounce water)
Crohn's Disease	Protocol 1000, enema protocol
Candida	Protocol 1000, enema protocol, bag protocol, douche protocol for females, bath protocol
Conjunctivitis (Pink Eye)	Prepare a solution of 4 activated drops MMS in 1/2 cup water and drop 2-3 drops in each eye every hour until well; protocol 1000
D	
Dandruff	Spray scalp with spray bottle solution (10 activated drops MMS per 1 ounce water) several times per day. Causes bleaching over time.
Deep Vein Thrombosis	Protocol 1000
Depression	Protocol 1000
Diabetes	Protocol 1000, if no results in 2 weeks, then 2000 for as long as it takes
Diaper Rash	Spray affected area with spray bottle solution (10 activated drops per ounce water)
Diarrhea	6 and 6 then protocol 1000
Diverticulitis	Protocol 1000
Down Syndrome	Protocol 1000
Drug Abuse	Protocol 1000

[Brighteon.com Video Channel:](https://www.brighteon.com/channels/bhstone7/playlists?page=1)

<https://www.brighteon.com/channels/bhstone7/playlists?page=1>

Dysfunctional Uterine Bleeding	Protocol 1000, douche protocol
Dyslexia	Protocol 1000
Dengue Fever	Protocol 1000
E	
Ear Infections	Activated 4 drops MMS and add 1/2 cup water. Drop several drops into affected ear and allow to penetrate deeply lying on your side.
Eating Disorders	Protocol 1000
Eczema	Spray bottle protocol (10 activated drops MMS per ounce water), protocol 1000
Endometriosis	Protocol 1000, douche protocol
Enlarged Prostate	Protocol 1000, enema protocol
Epilepsy (Seizure)	Protocol 1000
Erectile Dysfunction	Protocol 1000
Eye Problems	Activate 4 drops MMS and add 1/2 cup water. Use a dropper to put several drops in each eye every hour for 10 hours, protocol 1000
F	
Fibroids	Protocol 1000, then 2000 if no results in 2 weeks
Fibromyalgia	Protocols 1000 and 3000
Fracture	Protocol 1000
Flu	6 and 6 protocol, then protocol 1000, inhalation therapy (use no more than 2 activated drops MMS and breathe gently)
G	
Gallbladder Disease	Protocol 1000
Gallstones	Protocol 1000
Generalized Anxiety Disorder	Protocol 1000
Genital Herpes	Protocol 1000, spray bottle protocol
Genital Warts	Protocol 1000, spray bottle protocol, douche protocol
Glomerulonephritis (Nephritis)	Protocol 1000
Gonorrhea	Protocol 1000, douche protocol for females
Gout	Protocol 1000, protocol 3000 to affected joints
Gum Disease	Apply solution of 4 activated drops MMS with 1/2 cup water with toothbrush 3 times per day after meals. Brush gums, gumline and tongue well. In serious cases, may also apply DMSO with toothbrush once per day for deeper penetration.
H	
Herpes	Protocol 1000, spray bottle protocol
Headache	6 and 6 protocol, then protocol 1000

[Brighteon.com Video Channel:](https://www.brighteon.com/channels/bhstone7/playlists?page=1)

<https://www.brighteon.com/channels/bhstone7/playlists?page=1>

Heart Disease	Protocol 1000
Hemorrhoids	spray bottle protocol, enema protocol, protocol 1000
Hepatitis	Protocol 1000
HIV/AIDS	Protocol 2000, protocol 3000, bath protocol, bag protocol
Hives	Protocol 1000, spray bottle protocol, bath protocol, bag protocol
Hyperglycemia (High Blood Sugar)	Protocol 1000, after 2 weeks may switch to protocol 2000 if needed
Hypertension (High Blood Pressure)	Protocol 1000
Hyperthyroidism	Protocol 1000
Hypothyroidism	Protocol 1000, 50-100mg iodine supplement daily
I	
Influenza	6 and 6 protocol, protocol 1000
Insulin Dependent Diabetes Mellitus	Protocol 1000, may switch to protocol 2000 after 2 weeks if necessary
Iron Deficiency Anemia	Protocol 1000, may also need vitamin B12 and/or iron supplements
Irritable Bowel Syndrome	Protocol 1000, enema protocol
Itching	Spray bottle protocol
J	
Joint Pain	Protocol 1000, protocol 3000 application once per day to joints
Juvenile Diabetes	Protocol 1000, may switch to protocol 2000 after 2 weeks if needed
Juvenile Rheumatoid Arthritis	Protocol 1000, protocol 3000 once per day
K	
Kidney Diseases	Protocol 1000
Kidney Stones	Protocol 1000 with lots of water
L	
Leukemia	Protocol 2000, protocol 3000, bath protocol, bag protocol
Liver Cancer	Protocol 2000, protocol 3000, enema protocol, bag protocol, bath protocol, inhalation protocol (use no more than 2 activated drops and breathe gently)
Lung Cancer	Protocol 2000, protocol 3000, inhalation therapy (use no more than 2 activated drops and breathe gently), bag protocol, bath protocol, enema protocol
Lyme Disease	Protocol 2000, protocol 3000, bag protocol, bath protocol
M	
Mad Cow Disease	Protocol 1000
Malaria	Give 15 drop dose, then wait 1-4 hours and give another 15 drop dose

[Brighteon.com](https://www.brighteon.com) Video Channel:

<https://www.brighteon.com/channels/bhstone7/playlists?page=1>

Mesothelioma	Protocol 2000, protocol 3000, inhalation therapy (use no more than 2 drops and breathe gently), bath protocol, bag protocol
Migraine	6 & 6 protocol, then protocol 1000
Mononucleosis	Protocol 1000
Multiple Sclerosis (MS)	Protocol 2000
N	
O	
Osteoarthritis	Protocol 1000, protocol 3000
Osteomyelitis	Protocol 1000, bag protocol
Osteoporosis	Protocol 1000
Ovarian Cancer	Protocol 2000, protocol 3000, bag protocol, bath protocol, douche protocol, enema protocol, inhalation protocol (use no more than 2 activated drops and breathe gently)
Ovarian Cyst	Protocol 1000, douche protocol
P	
Parkinson's Disease	Protocol 1000, may switch to protocol 2000 after 2 weeks if necessary
Peptic Ulcers	Protocol 1000
Pink Eye	Prepare a solution of 4 activated drops MMS in 1/2 cup water and drop 2-3 drops in each eye every hour until well; protocol 1000
Polio	Protocol 1000
Pneumonia	Protocol 1000, inhalation therapy (use no more than 2 activated drops and breathe gently)
Prostate Cancer	Protocol 2000, protocol 3000, bath protocol, bag protocol, enema protocol, inhalation protocol (use no more than 2 activated drops and breathe gently)
Psoriasis	Protocol 1000, bag protocol, bath protocol
Q	
R	
Restless Legs Syndrome	Protocol 1000
Rheumatoid Arthritis	Protocol 1000, protocol 3000
Rheumatic Fever	Protocol 1000
Ringworm	Protocol 1000, gas protocol (Activate 6 drops MMS in a clear glass and place the mouth of the glass over the boil right-side-up in such a way that no liquid touches the skin. Leave in place for 5 minutes and NO MORE. Cover with vaseline and a bandage and wait at least 4 hours before doing it again.)
Rosacea	Protocol 1000, spray bottle protocol
S	
Severe Acute Respiratory Syndrome (SARS)	6 and 6 Protocol, then protocol 1000, inhalation therapy (use no more than 2 activated drops and breathe gently)
Sinus Infections	Protocol 1000, also mix 4 activated drops MMS with 1/2 cup water and drop at least several drops into each nostril while lying down on your back on a bed and hanging your head over the edge, allowing the solution to penetrate deeply

[Brighteon.com Video Channel:](https://www.brighteon.com/channels/bhstone7/playlists?page=1)

<https://www.brighteon.com/channels/bhstone7/playlists?page=1>

DIY with ClO₂

A Health-Guide for Making & Using Chlorine Dioxide in the Home

By Brian Stone, MBA, Ph D.

Skin Cancer	Protocol 2000, protocol 3000 (apply solution directly to lesions), bag protocol, bath protocol
Skin Rash	Protocol 1000, spray bottle protocol, bath protocol, bag protocol
Smallpox	Protocol 1000
Staph Infection (MRSA)	Protocol 1000, gas protocol (Activate 6 drops MMS in a clear glass and place the mouth of the glass over the boil right-side-up in such a way that no liquid touches the skin. Leave in place for 5 minutes and NO MORE. Cover with vaseline and a bandage and wait at least 4 hours before doing it again.)
Stomach Cancer	Protocol 2000, protocol 3000, enema protocol, bag protocol, bath protocol
Strep Throat	protocol 1000, brush teeth and tongue and gargle with a solution of 10 activated drops MMS per ounce water
Sunburn	Spray bottle protocol once per hour (See Protocol Extras tab)
Syphilis	Protocol 1000, douche protocol for females, spray bottle protocol
T	
Testicular Cancer	Protocol 2000, protocol 3000, bath protocol, bag protocol
Tooth Decay	Brush teeth, gum line and tongue with 10 activated drops MMS per ounce water solution; activate 3 drops in a small glass or plastic container and place your mouth over the opening in such a way that none of the solution enters your mouth while you breathe through your nose. DO NOT INHALE FUMES. Just let the fumes into your mouth for 5 minutes and NO MORE.
Tuberculosis (TB)	Protocol 1000, inhalation protocol (use no more than 2 activated drops MMS and breathe gently)
U	
Ulcers	Protocol 1000, spray bottle protocol for skin ulcers; gas protocol for skin ulcers (Activate 6 drops MMS in a clear glass and place the mouth of the glass over the boil right-side-up in such a way that no liquid touches the skin. Leave in place for 5 minutes and NO MORE. Cover with vaseline and a bandage and wait at least 4 hours before doing it again.)
Urinary Tract Infection (UTI)	Protocol 1000
V	
Vertigo	Protocol 1000, mix 4 activated drops MMS in 1/2 cup water and drop 3-4 drops into ears every hour while laying on your side for 5 minutes (cover and keep the solution to use throughout the day)
W	
X	
Y	
Yeast infection	(Candida) Protocol 1000, douche protocol for females, spray bottle protocol
Z	

[Brighteon.com Video Channel:](https://www.brighteon.com/channels/bhstone7/playlists?page=1)

<https://www.brighteon.com/channels/bhstone7/playlists?page=1>

II. Video Links for the ABC's of MMS

Video Index	Quick Title	Watch Video Here	Download Video From Here
Intro	Intro of Me	INTRODUCTION TO MMS: Who I am and why it would interest you?	https://drive.google.com/file/d/1c2GyMpQSiBwK889m6jrDnEMG52F6vEc/view?usp=sharing
A	MMS Quick Facts	A. MMS: "Quick Facts" Introduction to Chlorine Dioxide as a health supplement & medicine	https://drive.google.com/file/d/1zvrQy09DrgcNyXjLuMVD7sZiGNQ_L43N/view?usp=sharing
B	1-drop demonstration	B. MMS DIY: 1-drop Mixing Demonstration into 4 oz of water	https://drive.google.com/file/d/1UASJY9SDnBfZsGn7vuHRjS1YGB213DiU/view?usp=sharing
C	First 7 days - Herxheimer	C. MMS: The First Seven Days Taking a Chlorine Dioxide "Protocol"....Remember the H's	https://drive.google.com/file/d/1SLfHhUGC1VP-FEjGp9SZuHVEjxfntYFk/view?usp=sharing
D	First 28 days	D. MMS: My first 28 days taking Chlorine Dioxide. A day-to-day Journal record.	https://drive.google.com/file/d/1g33OZHLKSmukGDNuhMbm_ZtJxQFEjDJ_/view?usp=sharing
E	Starting Procedure	E. MMS DIY: First time taking it...How to mix...why you should start small (Starting Procedure)	https://drive.google.com/file/d/1Q5gPdEsiOS-LHzC7x3f9FSZfZnEm1BL7/view?usp=sharing
F	Maintenance	F. MMS: What is a "Maintenance Protocol" dosage? How often and how much to take it?	
G	Protocol 1000 & 1000+	G. MMS: Protocol 1000 and Protocol 1000+ explained in detail. Also, a little on the "Maintenance Dosage".	https://drive.google.com/file/d/145GCvRzRUYN2VfGx-tKHE_ILOddOKuxp/view?usp=sharing
H	Protocol 2000	H. MMS: Protocol 2000 Explained in detail.	https://drive.google.com/file/d/1cY73jyLweyzADI1hyCKWpQhk027iEbg/view?usp=sharing
I	DMSO 1	I. MMS: DMSO, What it is and how it gives Chlorine Dioxide a boost.	
J	MMS 2	J. MMS: What is MMS 2? How is it different from the normal MMS 1 (activated sodium chlorite)	https://drive.google.com/file/d/1sVvAHcZ0BK5slUt7tyhKBts25bAmEppQ/view?usp=sharing
K	Protocol 3000	K. MMS: Protocol 3000 Explained in detail. (The Most Intensive and Powerful Protocol for Disease)	https://drive.google.com/file/d/1xNJBoAFKjLxA_Kh2SqyIn1AE2AWa5KDF/view?usp=sharing

Brighteon.com Video Channel:

<https://www.brighteon.com/channels/bhstone7/playlists?page=1>

			w?usp=sharing
L	Protocol 4000	Coming soon	
M	Mini-Bottle Mix	N. MMS MINI-BOTTLE MIX: A revolutionary and convenient way to take Protocol 1000, 1000+, 2000 & 3000.	https://drive.google.com/file/d/1pK3HI_h-7xwwV2RoVHpNSi97hPPVjRjp/view?usp=sharing
N	3 days Mini-Bottle Mixing	N. MMS MINI-BOTTLE MIX: 3 days video journal. Its SO EASY TO MIX! - demonstration at the end	
O	MMS 1 Capsules	O. MMS: How to make and take MMS 1 drops in a Capsule. Preparation and Demonstration. (No sour taste!)	https://drive.google.com/file/d/1InIF4upaPyQrOXJBzeG5Phuxu8ctZBT3/view?usp=sharing
P	Spray Bottle	P. MMS: Spray Bottle Mix Demonstration: 10-drops in 2 oz water	https://drive.google.com/file/d/1-zzd7sZ3334q6kCh1p-f2IMWslGvHP8V/view?usp=sharing
Q	Bug Out bag \$180	Q. MMS: "Bug Out" go-bag Pharmacy supplies with MMS for under \$200. (SHTF Prepper Medicine)	https://drive.google.com/file/d/17eRo3h2iR7d_a-hcpSbmTZTlw5zjyHhz/view?usp=sharing
R	Med Supplies	R. MMS: Medicine Supplies in my Emergency Storage. (SHTF Prepper Medicine)	https://drive.google.com/file/d/1AKztgEdVZTblo70kmgQqTh-n8lYNgpyC/view?usp=sharing
S	1 Person 1 Year	S. MMS: Cost and quantity needed for 1 Person for 1 Year. (SHTF Prepper Medicine)	https://drive.google.com/file/d/1FtKSHki62OkKazmFASTCzPCEmwr8hQOW/view?usp=sharing
T	Purify 1 Gallon - Redo	T. MMS: Purifying Water with Chlorine Dioxide. How many drops and how dirty is the water?	https://drive.google.com/file/d/1nlpUOrAR3qqeSN70PQfv1w48WtCVh-5Z/view?usp=sharing
U	Make NaClO₂ (Sodium Chlorite)	U. MMS: Making your own liquid Sodium Chlorite from 80% flakes down to 22.4% liquid	https://drive.google.com/file/d/1_6q2qyUqK0UuhvFsdK-F8ZoYy9SABUkM/view?usp=sharing
V	Make HCL	V. MMS DIY: Making your own Hydrochloric Acid from 20% down to 4%	https://drive.google.com/file/d/1_PJRrcJc6b2d3w9516PV1NHyrUg8uBra/view?usp=sharing
W	Free Books	W. MMS: Free Books on MMS - "Imagine a world without Dis-ease", by Mark Grenon	https://drive.google.com/file/d/1DkiUC_-xTUBlzMknJmOTdgN9UDyKUTLi/view?usp=sharing
X	4 Pioneers	X. MMS: The 4 Pioneers of Chlorine Dioxide as a Medicine	https://drive.google.com/file/d/1r3R8a6DDw4oO60h

Brighteon.com Video Channel:

<https://www.brighteon.com/channels/bhstone7/playlists?page=1>

			6Bblaj6xEgjRGRCbH/view?usp=sharing
Y	My Understanding	Y. MMS - My Understanding of What it is and Does (Revised 6/26/20)	https://www.brighteon.com/4bcd475-2a58-45fb-8ae4-4706d9e93cb9
Z	Top 12 Sicknesses	Z. MMS: Top 12 treatments for common illnesses and injury in your family using Chlorine Dioxide (SHTF Prepper Medicine)	https://drive.google.com/file/d/1jIh3S2JNbyY8FnbPaGL0rEckBW33qY2u/view?usp=sharing
AA	Spreadsheet math	AA. MMS: Doing the math to mix my own Sodium Chlorite (22.4%), Hydrochloric Acid (4%) and DMSO (70%). (Free Spreadsheet Shared)	https://drive.google.com/file/d/1U_cBk4aMGUxzXJagDsl-sidzAWiPvBds/view?usp=sharing
AB	Big Pharma Hate	AB. MMS: Why big Pharmaceuticals and Government don't like ClO2 as a medicine	https://drive.google.com/file/d/1CHjN15RLwFLAmEYRNVAVfG1Nm1Ma0Mg2/view?usp=sharing
AC	PPM Testing	AC. MMS: How to test parts per million for each drop of Chlorine Dioxide. Tests with water, cranberry juice and apple juice.	https://drive.google.com/file/d/1zf375snoLjxeJnx8z-8CqtkhgyRd-Kq/view?usp=sharing
AD	82 year old case	AD. MMS: Protocol 1000 use with an elderly woman (82 years old) and her experience	https://drive.google.com/file/d/1zDIKfbPOEGSMkkTvHLPZxRSSITLTNxtW/view?usp=sharing
AE	32 oz mix - 24 drops	AE. MMS DIY: Mixing 24 drops, in 32 oz water - Protocol 1000 for the day: (Also, how to make it a 2000 or 3000)	https://drive.google.com/file/d/1_nf_iWck6CakHINI3HPmidvV0hZtMJ8-/view?usp=sharing
AF	MMS vs Covid	AF. MMS: Best scientific explanation so far about what Chlorine Dioxide does in the body	https://drive.google.com/file/d/10IYvXiPtRvDm1jgbnef108nkoJn-aQh0/view?usp=sharing
AG	COMUSAV.COM	AG. MMS: COMUSAV.ORG A 3000-strong coalition of doctors worldwide pushing for the truth about Chlorine Dioxide	
AH	CDS vs Covid	AH. MMS SPAIN: A Biologist explains how Chlorine Dioxide helps a Covid-19 patient towards recovery (English Subtitled)	https://drive.google.com/file/d/11nOUzRHhcjptgSPTML_pbn0DGdph0sle/view?usp=sharing
AI	80% drop in meds	AI. MMS ARGENTINA\SPAIN: Molecular Biologist predicts that up to 80% of medicines could be replaced with Chlorine Dioxide (Subtitles)	
AJ	CDS vs Covid	AJ. MMS COLOMBIA: Dr. explains how chlorine dioxide destroys the coronavirus (Subtitled)	
AK	Spray Bottle PPM	AK. MMS: Spray bottle mix. Comparing between fresh and 2 week old mixes. (PPM test)	https://drive.google.com/file/d/1utkQR1DBNZe3HchLeHKqP_IK3Ny5uEXV/view?usp=sharing
AL	Spray Bottle Shirt	AL. MMS: Spray Bottle experiment.	https://drive.google.com/file/d/1utkQR1DBNZe3HchLeHKqP_IK3Ny5uEXV/view?usp=sharing

Brighteon.com Video Channel:

<https://www.brighteon.com/channels/bhstone7/playlists?page=1>

		Resurrecting a wet moldy stinky shirt with Chlorine Dioxide.	le/d/1V09zPet7hc14m7ms3qM-qVbFwg2xsJWS/view?usp=sharing
AM	Spray Bottle 29	AM. MMS SPRAY BOTTLE DEMONSTRATION: 29 things around the house that you can spray with Chlorine Dioxide	
AN	Detox Meds	AN. MMS: Getting off meds and other addictive/toxic substances with Chlorine Dioxide. My "meds" Experience	
AO	Glyphosate	AO. MMS: The Glyphosate Problem and the Chlorine Dioxide Solution.	https://drive.google.com/file/d/1ZFR3uTkY4BC0c0nvs9PuHdBXPB32CqdH/view?usp=sharing
AP	4 Months of MMS	AP. MMS: 4 Months taking Chlorine Dioxide. My Experience.	https://drive.google.com/file/d/1JQJpLYD62rWhOoPqXSchVaWhQzf4PLx8/view?usp=sharing
AQ	Censorship 1	AQ. MMS: Censorship, Chlorine Dioxide and focusing on truth.	https://drive.google.com/file/d/1RLwNvHpi020YzNoRfP04p2BcVws6VD9W/view?usp=sharing
AR	MMS Vs. Antibiotics	AR. MMS vs. ANTIBIOTICS: Which is cheaper, faster and stronger against Strep, UTI's, Ear and Sinus Infections?	https://drive.google.com/file/d/1UEk1P8NsixWUQDb5dkm2smQkBmp5fr_a/view?usp=sharing
AS	Capsules for Maintenance Dose	AS. MMS: Taking a Maintenance Dose in Capsules (No sour taste!)	https://drive.google.com/file/d/1x-cLNZRLiXu4y14QRlydIjajK4zTZAcq/view?usp=sharing
AT	MMS forever? Or When to Stop?	AT. MMS: How long are you supposed to take Chlorine Dioxide? (Is there an end?)	https://drive.google.com/file/d/1er3J-Tjg71Qab0oZ9C6IwlUkopJXbFIX/view?usp=sharing
AU	Covid-19 Dosage	AU. MMS: So you have "THE VIRUS". How to treat it with Chlorine Dioxide.	
AV	MMS Lab at Home	AV. MMS HOME LABORATORY: Check out my Chlorine Dioxide lab! You can do this too!	
AW	Download Videos Free	AW. MMS: All my demo videos are FREE to download.	
AX			

III. Coming in next ebook Edition Release:
[Protocol Treatments using Chlorine Dioxide Solution \(CDS\)](#)

[Brighteon.com Video Channel:](#)

<https://www.brighteon.com/channels/bhstone7/playlists?page=1>